



# Club Health Assessment for District 300A 1 through November 2025

			Status	Membership						Reports				Finance		LCIF
Club Number	Club Name	Charter Date	Times in Status Quo in Past 2 Years	Current Member Count **	YTD Members Added	YTD Members Dropped	YTD Net Growth% ***	Member Count 1 Year Ago	Dropped Members Avg.Length of Service	Months Since Membership Update	Current Officers Reported ****	Current President Repeated Term	VP Reported *****	Last Date Reported Service (mm/yyyy)	Account Balance	YTD Donations
Clubs less than two years old																
185142	Taipei Cheng Shin	07/15/2025	Active	33	34	1	100.00%	0	0	0	Y					\$2,000.00
182022	Taipei Chi Chia	06/22/2025	Active(1)	10	0	20	-66.67%	0	0	0	N			10/2025		
190981	Taipei Confucian Business International	11/13/2025	Newly Chartered	20	20	0	100.00%	0		0	Y					
179825	Taipei Dragon Rise	12/27/2024	Active(1)	18	0	0	0.00%	0		5	N	None				
181427	Taipei Fu Hua	06/25/2025	Active	20	7	7	0.00%	0	7	4	N	None			90+ Days	
190027	Taipei Ichiro Volunteer Firefighter	10/03/2025	Newly Chartered	30	30	0	100.00%	0		1	Y		N			
182616	Taipei Jin Chen	06/25/2025	Active	30	18	18	0.00%	0	0	1	N	2				
156160	Taipei Medicine	01/22/2024	Active	25	0	0	0.00%	31		1	Y					
181423	Taipei Public	06/25/2025	Active	30	0	0	0.00%	0		3	N	None			90+ Days	
182021	Taipei Sing Fu	06/04/2025	Active	28	2	0	7.69%	0		4	N	None				
156162	Taipei Starlux	03/18/2024	Active	20	5	0	33.33%	26		3	Y		N	09/2025		\$2,000.00
157392	Taipei Success Palace	03/19/2024	Active	35	5	0	16.67%	106		3	N	None				\$1,000.00
Clubs more than two years old																
23395	PEITOU Exc Award (06/30/2016, 06/30/2017, 06/30/2018, 06/30/2019, 06/30/2020)	05/18/1968	Active	25	0	1	-3.85%	32	21	4	Y		N	09/2023	90+ Days	\$1,000.00
23453	TAIPEI 32ND OF TAIPEI Exc Award (06/30/2017, 06/30/2018, 06/30/2019, 06/30/2023)	09/19/1972	Active	33	2	0	6.45%	28		2	Y		N	09/2023		\$2,000.00
46144	TAIPEI AI HSIN Exc Award (06/30/2017, 06/30/2018)	05/02/1986	Active	30	9	6	11.11%	25	3	1	Y		N	01/2023		\$3,900.00
155359	Taipei Bai-Fu	09/07/2023	Active	63	19	2	36.96%	46	0	1	N			03/2025		\$2,000.00
39739	TAIPEI BRIGHT Exc Award (06/30/2018, 06/30/2020, 06/30/2023)	04/03/1981	Active	21	0	0	0.00%	25		5	Y		N	09/2023		
48887	TAIPEI CENDY Exc Award (06/30/2017, 06/30/2018, 06/30/2023)	09/08/1988	Active	36	5	0	16.13%	31		2	N		N	09/2023		\$5,000.00
103310	TAIPEI CHAMPION	07/22/2008	Active	18	2	4	-10.00%	17	12	1	Y		N	05/2025	90+ Days	



# Club Health Assessment for District 300A 1 through November 2025

			Status	Membership					Reports				Finance	LCIF		
Club Number	Club Name	Charter Date	Times in Status Quo in Past 2 Years	Current Member Count **	YTD Members Added	YTD Members Dropped	YTD Net Growth% ***	Member Count 1 Year Ago	Dropped Members Avg.Length of Service	Months Since Membership Update	Current Officers Reported ****	Current President Repeated Term	VP Reported *****	Last Date Reported Service (mm/yyyy)	Account Balance	YTD Donations
Exc Award (06/30/2017, 06/30/2025)			Active	6	0	0	0.00%	12		5	N			09/2023		
41751	TAIPEI CHANG PAI SHAN	07/08/1982														
Exc Award (06/30/2017)			Active	27	6	0	28.57%	23		2	Y			09/2023		\$15,000.00
48850	TAIPEI CHARITY	08/08/1988														
Exc Award (06/30/2016)			Active	27	8	0	42.11%	20		2	Y		N	10/2025		\$1,000.00
60857	TAIPEI CHENG SHIH	06/08/1998														
Exc Award (06/30/2016, 06/30/2017, 06/30/2019, 06/30/2023)			Active	28	4	1	12.00%	28	3	4	Y			09/2023		\$8,000.00
54728	TAIPEI CHENTE	07/09/1993														
Exc Award (06/30/2018, 06/30/2024)			Active	29	4	2	7.41%	39	6	0	Y		N	01/2025		\$1,000.00
49777	TAIPEI CHI LIN	07/13/1989														
Exc Award (06/30/2016, 06/30/2017, 06/30/2023, 06/30/2024)			Active	30	2	0	7.14%	36		2	Y		N	12/2024		\$1,000.00
89121	TAIPEI CHIA LIEN	08/22/2005														
Exc Award (06/30/2016, 06/30/2017, 06/30/2019, 06/30/2020, 06/30/2023, 06/30/2024)			Active	22	6	0	37.50%	22		2	N			09/2025		
139196	Taipei Chien Ho	07/11/2019														
			Active	25	4	0	19.05%	18		2	Y		N	01/2025		\$1,000.00
37001	TAIPEI CHIEN KUNG	04/30/1979														
Exc Award (06/30/2025)			Active	21	2	2	0.00%	20	14	0	N		N	08/2023		
50119	TAIPEI CHIN CHAN	01/22/1990														
Exc Award (06/30/2016, 06/30/2017, 06/30/2018, 06/30/2023)			Active	39	7	1	18.18%	36	39	2	Y		N	12/2023		\$1,000.00
23422	TAIPEI CHUNG HSIN	10/24/1972														
Exc Award (06/30/2019)			Active	20	0	1	-4.76%	18	7	4	Y		N	09/2023		
23462	TAIPEI CHUNG SHAN	05/10/1968														
Exc Award (06/30/2017, 06/30/2018, 06/30/2019)			Active	23	3	0	15.00%	21		2	Y		N	09/2023		\$1,000.00
23433	TAIPEI CITY	04/24/1961														
Exc Award (06/30/2016, 06/30/2018)			Active	19	2	3	-5.00%	19	3	4	N			09/2023		\$7,000.00
64317	TAIPEI ELITE	05/21/2001														
Exc Award (06/30/2023)			Active	23	4	2	9.52%	23	18	0	Y		N	09/2023		\$1,000.00
62800	TAIPEI ELITIST	02/21/2000														
			Active	12	0	1	-7.69%	10	0	4	N	None		03/2019	90+ Days	
88961	TAIPEI EVER HEART	07/15/2005														
			Active	39	4	1	8.33%	37	11	4	N		N	03/2025		\$1,000.00
89056	TAIPEI FLYING EAGLE	08/08/2005														



## Club Health Assessment for District 300A 1 through November 2025

			Status	Membership					Reports					Finance	LCIF	
Club Number	Club Name	Charter Date	Times in Status Quo in Past 2 Years	Current Member Count **	YTD Members Added	YTD Members Dropped	YTD Net Growth% ***	Member Count 1 Year Ago	Dropped Members Avg.Length of Service	Months Since Membership Update	Current Officers Reported ****	Current President Repeated Term	VP Reported *****	Last Date Reported Service (mm/yyyy)	Account Balance	YTD Donations
31593	Exc Award (06/30/2017, 06/30/2018, 06/30/2023) TAIPEI FONG LAI	01/21/1976	Active	18	0	0	0.00%	16		5	Y			09/2023		\$7,000.00
120551	Exc Award (06/30/2017, 06/30/2018, 06/30/2025) Taipei Global	10/11/2013	Active	21	6	0	40.00%	21		1	Y		N	09/2023		
47819	Exc Award (06/30/2017, 06/30/2018) TAIPEI GOLDEN CITY	10/26/1987	Active	22	4	1	15.79%	20	4	4	Y		N	05/2025		\$1,000.00
84064	Exc Award (06/30/2017, 06/30/2018, 06/30/2020) TAIPEI GREAT LOVE	08/25/2004	Active	22	5	3	10.00%	29	3	2	Y		N	09/2025		
155360	Exc Award (06/30/2019, 06/30/2020) Taipei Great Wisdom	09/07/2023	Active	38	0	0	0.00%	37		1	Y		N			
143678	Taipei Greater China	12/11/2020	Active	22	3	1	10.00%	25	5	0	Y		N	03/2023		\$6,000.00
139232	Taipei Ho-Lo	07/11/2019	Active	42	3	6	-6.67%	47	1	1	N			09/2025	90+ Days	\$11,000.00
23426	Exc Award (06/30/2020) TAIPEI HOST	06/24/1953	Active	54	2	1	1.89%	56	32	0	Y		N	11/2025		\$3,300.00
126781	Exc Award (06/30/2018, 06/30/2020, 06/30/2024) Taipei Hua Hsin	02/16/2016	Active	3	0	0	0.00%	20		4	N	None		09/2023		
97291	Exc Award (06/30/2019, 06/30/2020, 06/30/2024) TAIPEI HUNG YUAN	06/12/2006	Active	26	1	0	4.00%	30		1	Y		N	12/2024		
36158	Exc Award (06/30/2019, 06/30/2023, 06/30/2024) TAIPEI HWA SHIAH L C	10/11/1978	Active	24	0	1	-4.00%	26	1	4	Y		N	08/2023		
47847	Exc Award (06/30/2016, 06/30/2017, 06/30/2018, 06/30/2020, 06/30/2024) TAIPEI JOINERS	11/03/1987	Active	73	28	0	62.22%	45		1	Y		N	09/2023	90+ Days	\$1,000.00
54094	Exc Award (06/30/2017, 06/30/2018, 06/30/2020, 06/30/2024) TAIPEI KANG NING	02/16/1993	Active	28	2	0	7.69%	37		4	Y		N	02/2025		\$7,000.00
47007	Exc Award (06/30/2018, 06/30/2019, 06/30/2020, 06/30/2024) TAIPEI KUO CHIANG	03/03/1987	Active	22	4	0	22.22%	17		1	Y		N	05/2025		\$4,000.00
	Exc Award (06/30/2017, 06/30/2018, 06/30/2019, 06/30/2023, 06/30/2025)															



# Club Health Assessment for District 300A 1 through November 2025

INTERNATIONAL

			Status	Membership						Reports				Finance	LCIF	
Club Number	Club Name	Charter Date	Times in Status Quo in Past 2 Years	Current Member Count **	YTD Members Added	YTD Members Dropped	YTD Net Growth% ***	Member Count 1 Year Ago	Dropped Members Avg.Length of Service	Months Since Membership Update	Current Officers Reported ****	Current President Repeated Term	VP Reported *****	Last Date Reported Service (mm/yyyy)	Account Balance	YTD Donations
135924	Taipei Liang Dian	07/13/2018	Active	37	1	0	2.78%	39		1	Y			01/2025		\$1,000.00
	Exc Award (06/30/2019)															
41568	TAIPEI MIN SHEN	06/22/1982	Active	35	0	3	-7.89%	38	1	0	Y			08/2023		\$5,000.00
	Exc Award (06/30/2018, 06/30/2020, 06/30/2024)															
31154	TAIPEI MING TEH	08/29/1975	Active	19	2	3	-5.00%	20	5	4	Y		N	09/2023		\$3,000.00
	Exc Award (06/30/2018)															
42002	TAIPEI NEI HU	11/22/1982	Active	77	0	0	0.00%	70		5	Y		N	09/2023		\$1,000.00
	Exc Award (06/30/2016, 06/30/2023)															
106155	TAIPEI NEW FUHSING	07/28/2009	Active	28	0	1	-3.45%	41	1	1	N			09/2023		\$1,000.00
	Exc Award (06/30/2016, 06/30/2019)															
133613	Taipei New Xiangshan	01/17/2018	Active	18	4	3	5.88%	22	1	2	N			09/2025		\$1,000.00
	Exc Award (06/30/2019)															
23445	TAIPEI NORTHWEST	05/01/1964	Active	23	2	0	9.52%	24		1	Y		N	09/2023		\$1,000.00
	Exc Award (06/30/2017, 06/30/2023, 06/30/2024)															
23446	TAIPEI OVERSEAS	04/29/1964	Active	28	4	0	16.67%	30		2	Y		N	11/2022		
	Exc Award (06/30/2017, 06/30/2018)															
33047	TAIPEI PEACE	11/29/1976	Active	55	6	0	12.24%	41		2	Y		N	09/2023		\$2,000.00
	Exc Award (06/30/2016, 06/30/2018, 06/30/2024)															
49115	TAIPEI RITZ	12/27/1988	Active	30	4	0	15.38%	32		0	Y		N	10/2025		\$1,000.00
	Exc Award (06/30/2016, 06/30/2018, 06/30/2024)															
120344	Taipei Ritzlady	09/13/2013	Active	36	5	0	16.13%	30		4	Y		N	11/2025		\$1,000.00
	Exc Award (06/30/2017, 06/30/2018, 06/30/2023)															
42101	TAIPEI RONG CHERNG	12/27/1982	Active	45	0	0	0.00%	42		2	Y		N	11/2025		\$3,000.00
	Exc Award (06/30/2016, 06/30/2018, 06/30/2023)															
48974	TAIPEI RONG HUANG	10/25/1988	Active	21	0	4	-16.00%	29	5	0	Y		N	11/2024		\$1,000.00
	Exc Award (06/30/2024)															
125525	Taipei Rongyu	08/18/2015	Active	25	0	0	0.00%	25		1	Y		N	09/2023		\$5,000.00
	Exc Award (06/30/2017)															
109847	TAIPEI SEVEN HEART	12/10/2010	Active	29	3	0	11.54%	32		0	Y		N	03/2025		



## Club Health Assessment for District 300A 1 through November 2025

			Status	Membership						Reports				Finance	LCIF	
Club Number	Club Name	Charter Date	Times in Status Quo in Past 2 Years	Current Member Count **	YTD Members Added	YTD Members Dropped	YTD Net Growth% ***	Member Count 1 Year Ago	Dropped Members Avg.Length of Service	Months Since Membership Update	Current Officers Reported ****	Current President Repeated Term	VP Reported *****	Last Date Reported Service (mm/yyyy)	Account Balance	YTD Donations
Exc Award (06/30/2016, 06/30/2017, 06/30/2018, 06/30/2023)			Active	29	3	3	0.00%	31	1	1	Y		N	09/2023	90+ Days	\$2,000.00
49313	TAIPEI SHENG SHIN	03/15/1989														
Exc Award (06/30/2017, 06/30/2019)			Active	24	0	0	0.00%	27	5	Y			11/2022	\$1,000.00		
23448	TAIPEI SHIH LIN	08/31/1973														
Exc Award (06/30/2018, 06/30/2019)			Active	66	0	0	0.00%	39	4	Y		N	11/2025	\$2,000.00		
43915	TAIPEI SHIH PAI	05/08/1984														
Exc Award (06/30/2017, 06/30/2023, 06/30/2024)			Active	17	0	2	-10.53%	13	0	1	Y		N	09/2023		\$2,000.00
84411	TAIPEI SHIN YUEH	11/11/2004														
Exc Award (06/30/2017, 06/30/2019, 06/30/2020)			Active	21	4	0	23.53%	18	3	Y		N	09/2023	\$1,000.00		
68920	TAIPEI SINCERE	06/10/2003														
Exc Award (06/30/2016, 06/30/2017, 06/30/2018)			Active	25	0	2	-7.41%	27	18	1	Y		N	04/2025	\$5,000.00	
100427	TAIPEI SONG YUEO	10/29/2007														
Exc Award (06/30/2017, 06/30/2018)			Active	35	3	0	9.38%	32	2	Y		N	08/2025			
23451	TAIPEI SOUTHWEST	04/09/1965														
Exc Award (06/30/2016, 06/30/2017)			Active	20	0	0	0.00%	20	4	Y		N	10/2025	\$1,000.00		
53915	TAIPEI STRONGSHINE	12/21/1992														
Exc Award (06/30/2018)			Active	26	1	0	4.00%	26	3	Y	2	N	01/2024	\$1,000.00		
42696	TAIPEI SUN	05/19/1983														
Exc Award (06/30/2018, 06/30/2023)			Active	31	5	2	10.71%	27	6	4	Y		09/2023	\$3,000.00		
23452	TAIPEI SUNG SHAN	04/15/1969														
Exc Award (06/30/2017, 06/30/2018, 06/30/2023)			Active	31	2	6	-11.43%	36	6	2	Y		11/2022			
38704	TAIPEI SUNG SHAN TSU YOU	06/16/1980														
Exc Award (06/30/2017, 06/30/2019, 06/30/2020)			Active	16	0	0	0.00%	18	3	Y			09/2023			
39641	TAIPEI SZE WEI	03/31/1981														
Exc Award (06/30/2018)			Active	29	1	0	3.57%	37	3	Y		N	11/2025		\$2,300.00	
30789	TAIPEI TAO CHIANG	05/06/1975														
Exc Award (06/30/2017, 06/30/2018, 06/30/2019, 06/30/2023)			Active	24	2	4	-7.69%	23	5	1	Y		09/2025		\$4,000.00	
61086	TAIPEI TIEN MEI	08/18/1998														
Exc Award (06/30/2016, 06/30/2023)																



## Club Health Assessment for District 300A 1 through November 2025

			Status	Membership						Reports				Finance		LCIF
Club Number	Club Name	Charter Date	Times in Status Quo in Past 2 Years	Current Member Count **	YTD Members Added	YTD Members Dropped	YTD Net Growth% ***	Member Count 1 Year Ago	Dropped Members Avg.Length of Service	Months Since Membership Update	Current Officers Reported ****	Current President Repeated Term	VP Reported *****	Last Date Reported Service (mm/yyyy)	Account Balance	YTD Donations
33899	TAIPEI TIEN MU	05/06/1977	Active	42	7	0	20.00%	36		2	Y		N	09/2025		\$3,000.00
	Exc Award (06/30/2018)															
66330	TAIPEI TOP 1	06/28/2002	Active	16	0	0	0.00%	17		5	Y		N	09/2023		
	Exc Award (06/30/2018, 06/30/2019, 06/30/2024)															
57304	TAIPEI TORNG SHIN	08/28/1995	Active	26	1	2	-3.70%	25	2	2	Y		N	08/2023		\$1,000.00
	Exc Award (06/30/2016, 06/30/2018, 06/30/2023)															
49208	TAIPEI TSYR HUEY	02/08/1989	Active	18	0	1	-5.26%	20	2	0	Y			08/2023		\$1,000.00
	Exc Award (06/30/2018, 06/30/2024)															
50037	TAIPEI TUNG YI	12/14/1989	Active	46	3	2	2.22%	49	26	2	Y		N	09/2023	90+ Days	\$15,000.00
	Exc Award (06/30/2017, 06/30/2018, 06/30/2019, 06/30/2023)															
129770	Taipei Tungnan University	01/23/2017	Active	9	5	0	125.00%	7		2	Y		N	05/2025		
	Exc Award (06/30/2023)															
44085	TAIPEI UNIVERSAL	06/15/1984	Active	20	1	2	-4.76%	20	1	4	N	None	N	09/2023		\$1,000.00
	Exc Award (06/30/2019)															
61227	TAIPEI UNIVERSITY OF TECHNOLOGY	11/03/1998	Active	75	19	0	33.93%	64		2	Y		N	12/2024		\$18,000.00
	Exc Award (06/30/2016, 06/30/2018, 06/30/2023)															
115669	TAIPEI WEIDE	12/06/2011	Active	15	0	0	0.00%	16		1	Y		N	09/2023		\$1,000.00
	Exc Award (06/30/2016, 06/30/2017, 06/30/2019)															
48907	TAIPEI WEN HUA	09/26/1988	Active	27	8	0	42.11%	21		2	Y		N	09/2023		\$3,000.00
	Exc Award (06/30/2017, 06/30/2023, 06/30/2024)															
139632	Taipei Xin Dong	08/15/2019	Active	14	2	3	-6.67%	19	1	1	Y		N	01/2024		\$4,000.00
115630	TAIPEI YES	11/28/2011	Active	15	0	0	0.00%	15		1	Y		N	09/2023		
	Exc Award (06/30/2019)															
120406	Taipei Yuan Hsin	09/24/2013	Active	15	0	10	-40.00%	23	1	4	N	None		03/2025		\$2,000.00
122904	Taipei Yung Han	08/07/2014	Active	15	0	0	0.00%	18		5	N	None		01/2025		
	Exc Award (06/30/2017, 06/30/2019)															
49705	TAIPEI YUNG KANG	06/19/1989	Active	16	1	0	6.67%	17		4	Y		N	12/2024		
	Exc Award (06/30/2017, 06/30/2018, 06/30/2023)															



Club Health Assessment for District 300A 1 through November 2025

						Status		Membership					Reports				Finance		LCIF
						Times in Status Quo in Past 2 Years	Current Member Count **	YTD Members Added	YTD Members Dropped	YTD Net Growth***	Member Count 1 Year Ago	Dropped Members Avg.Length of Service	Months Since Membership Update	Current Officers Reported ****	Current President Repeated Term	VP Reported *****	Last Date Reported Service (mm/yyyy)	Account Balance	YTD Donations
143086	Taipei Zhong He	10/12/2020				Active	22	1	1	0.00%	32	1	1	Y			12/2024		
	Exc Award (06/30/2024)																		
23465	YANGMINGSHAN	04/11/1968				Active	42	4	0	10.53%	50		1	Y		N	11/2025		\$2,000.00
	Exc Award (06/30/2017, 06/30/2018)																		
Current Total Clubs Count	YTD New Clubs Count	YTD Cancelled Clubs Count	YTD Net Club Gain	Current Total Members Count	YTD Add	YTD Drop	YTD Net Growth	Member Count 12 Months Ago	Average Member Count Per Club	% of Clubs with less than 20 members	% No Officer Report in 12 Months	% of Clubs with balance 90+ days	Number of Clubs in Status Quo	% Status Quo Clubs in Financial Suspension	Number of Cancelled Clubs	Average Cancelled Club Age	Members Lost Due to Cancellation	% of Clubs Cancelled for Non-Financial Reasons	
95	3	0	3	2,663	376	140	236	2,513	28	22%	5%	9%	0	0%	0	0	0	0%	

\* - P - Priority Club. Cancellation Reasons: 1-Objectives/conduct, 2-Non-active club, 5-Non-existing club, 6-Disbanding, 7-Merger, 8-Financial Suspension, 9-District/Multiple District Dues.  
\*\* Red denotes below 15 active members.  
\*\*\* Red denotes 20% + loss.  
\*\*\*\* Y - all 3 (President, Secretary, Treasurer) club officers reported, N - not all 3 reported.  
\*\*\*\*\* Abbreviation: N-New, IP-Immediate Past, R-Repeat.




## Club Health Assessment for District 300A 2 through November 2025

			Status	Membership						Reports				Finance	LCIF	
Club Number	Club Name	Charter Date	Times in Status Quo in Past 2 Years	Current Member Count **	YTD Members Added	YTD Members Dropped	YTD Net Growth% ***	Member Count 1 Year Ago	Dropped Members Avg.Length of Service	Months Since Membership Update	Current Officers Reported ****	Current President Repeated Term	VP Reported *****	Last Date Reported Service (mm/yyyy)	Account Balance	YTD Donations
Clubs less than two years old																
186943	Taipei GAC	07/10/2025	Active	34	34	0	100.00%	0		4	Y					\$1,000.56
181852	Taipei Shine Hope	04/11/2025	Active	34	15	1	70.00%	0	0	1	Y	2				\$2,001.04
Clubs more than two years old																
55061	KING MAN Exc Award (06/30/2022)	11/19/1993	Active	22	0	0	0.00%	31		3	N			09/2022		\$2,003.03
58921	KING MAN GOLDEN DRAGON Exc Award (06/30/2017, 06/30/2018, 06/30/2021, 06/30/2023, 06/30/2024, 06/30/2025)	12/12/1996	Active	34	0	0	0.00%	39		5	N			11/2021		
57299	KING MEN MU LAN Exc Award (06/30/2019, 06/30/2023)	08/23/1995	Active	25	1	0	4.17%	27		4	Y			11/2021		
48381	TAIPEI AI HUA Exc Award (06/30/2018, 06/30/2020, 06/30/2023)	04/04/1988	Active	28	3	0	12.00%	26		3	Y		N	10/2022		\$2,001.22
40264	TAIPEI AI KUO Exc Award (06/30/2017, 06/30/2023, 06/30/2024)	07/21/1981	Active	36	7	0	24.14%	32		1	Y		N	08/2022		\$19,019.04
50462	TAIPEI AI XIN Exc Award (06/30/2016, 06/30/2017, 06/30/2019, 06/30/2021, 06/30/2023)	04/24/1990	Active	36	9	1	28.57%	37	0	2	Y		N	07/2023		\$3,003.69
40796	TAIPEI AN HO Exc Award (06/03/2016, 06/30/2017, 06/30/2019)	01/25/1982	Active	23	2	0	9.52%	22		2	Y		N	07/2023		\$2,003.03
49706	TAIPEI BEIJING Exc Award (06/03/2016, 06/30/2021)	06/21/1989	Active	20	5	0	33.33%	27		2	N			07/2023		\$1,000.66
120361	Taipei Bright Star Exc Award (06/30/2017, 06/30/2019, 06/30/2021, 06/30/2023)	09/17/2013	Active	93	30	0	47.62%	84		2	Y		N	07/2023		\$4,002.63
23431	TAIPEI CAPITAL Exc Award (06/30/2017, 06/30/2019, 06/30/2023, 06/30/2024)	06/17/1959	Active	53	1	1	0.00%	58	2	3	Y		N	11/2022		\$7,004.62
48678	TAIPEI CAPITOL Exc Award (06/30/2016, 06/30/2023)	06/14/1988	Active	31	1	0	3.33%	31		3	Y		N	07/2023		\$3,001.97



## Club Health Assessment for District 300A 2 through November 2025

			Status	Membership					Reports					Finance	LCIF	
Club Number	Club Name	Charter Date	Times in Status Quo in Past 2 Years	Current Member Count **	YTD Members Added	YTD Members Dropped	YTD Net Growth% ***	Member Count 1 Year Ago	Dropped Members Avg.Length of Service	Months Since Membership Update	Current Officers Reported ****	Current President Repeated Term	VP Reported *****	Last Date Reported Service (mm/yyyy)	Account Balance	YTD Donations
23432	TAIPEI CENTRAL	04/28/1961	Active	38	9	0	31.03%	31		0	Y		N	10/2022		\$11,009.62
	Exc Award (06/30/2017, 06/30/2022, 06/30/2023)															
23429	TAIPEI CHANG AN	11/26/1973	Active	33	3	0	10.00%	32		3	Y		N	08/2022		\$1,002.37
	Exc Award (06/30/2018, 06/30/2020, 06/30/2022, 06/30/2023, 06/30/2024)															
117411	TAIPEI CHANG HONG	07/23/2012	Active	40	5	0	14.29%	43		4	Y		N	10/2022		\$35,027.91
	Exc Award (06/30/2021, 06/30/2022, 06/30/2023, 06/30/2024)															
23434	TAIPEI CHIEN CHENG	04/18/1968	Active	29	4	0	16.00%	32		1	Y		N	09/2022		\$2,001.13
	Exc Award (06/30/2021, 06/30/2023)															
48677	TAIPEI CHIEN HUA	06/01/1988	Active	28	2	0	7.69%	27		4	Y		N	09/2022		\$5,004.71
	Exc Award (06/30/2016, 06/30/2019, 06/30/2021)															
37975	TAIPEI CHIEN KUO	01/21/1980	Active	25	2	0	8.70%	31		4	Y			07/2023		\$2,001.32
	Exc Award (06/30/2016, 06/30/2022, 06/30/2023)															
115864	TAIPEI CHIH-CHENG	01/13/2012	Active	51	2	0	4.08%	52		3	N			10/2022		\$18,028.67
	Exc Award (06/30/2018, 06/30/2019, 06/30/2020, 06/30/2021, 06/30/2022, 06/30/2024, 06/30/2025)															
53222	TAIPEI CHING HWA	06/02/1992	Active	25	6	0	31.58%	20		2	Y		R	08/2022		\$2,003.03
	Exc Award (06/30/2018, 06/30/2019, 06/30/2023, 06/30/2025)															
36499	TAIPEI CHINGMEI	01/11/1979	Active	28	1	0	3.70%	29		4	Y			08/2023		\$2,001.12
	Exc Award (06/30/2018, 06/30/2020, 06/30/2021)															
98117	TAIPEI CHOU YU	12/06/2006	Active	59	19	0	47.50%	44		1	Y		N	07/2023		\$7,006.56
	Exc Award (06/30/2019, 06/30/2021, 06/30/2023, 06/30/2025)															
50660	TAIPEI CHUNG PEI	06/01/1990	Active	36	3	0	9.09%	35		1	Y			09/2022		\$5,003.29
	Exc Award (06/30/2017, 06/30/2019, 06/30/2020)															
46551	TAIPEI CHUNG YUAN	09/04/1986	Active	22	5	0	29.41%	17		2	Y			07/2023		\$3,003.69
	Exc Award (06/30/2018, 06/30/2020, 06/30/2022, 06/30/2023, 06/30/2025)															
49946	TAIPEI CHUNG-AI	11/10/1989	Active	35	4	0	12.90%	32		2	Y		N	07/2023		\$1,022.37



## Club Health Assessment for District 300A 2 through November 2025

			Status	Membership						Reports				Finance		LCIF
Club Number	Club Name	Charter Date	Times in Status Quo in Past 2 Years	Current Member Count **	YTD Members Added	YTD Members Dropped	YTD Net Growth% ***	Member Count 1 Year Ago	Dropped Members Avg.Length of Service	Months Since Membership Update	Current Officers Reported ****	Current President Repeated Term	VP Reported *****	Last Date Reported Service (mm/yyyy)	Account Balance	YTD Donations
Exc Award (06/30/2016, 06/30/2023, 06/30/2024, 06/30/2025)																
35832	TAIPEI DIGNITY	06/07/1978	Active	28	3	0	12.00%	27		3	Y		N	10/2022		
Exc Award (06/30/2016, 06/30/2020, 06/30/2021)																
23435	TAIPEI DOWNTOWN	03/01/1958	Active	13	11	11	0.00%	35	2	2	Y		N	10/2023		
Exc Award (06/30/2023, 06/30/2024)																
124041	Taipei Dreamer Campus	01/21/2015	Active	30	15	1	87.50%	35	1	4	Y		N	10/2022		
37710	TAIPEI EAST GATE	11/19/1979	Active	29	2	0	7.41%	33		0	Y			10/2022		\$8,017.15
Exc Award (06/30/2019, 06/30/2022)																
77783	TAIPEI ELITE	11/06/2003	Active	65	5	0	8.33%	63		0	Y		N	10/2022		\$14,015.02
Exc Award (06/30/2017, 06/30/2019, 06/30/2021, 06/30/2022)																
128579	Taipei Elite Delicate	08/09/2016	Active	31	19	0	158.33%	34		3	Y		N	09/2022		\$1,000.66
128642	Taipei Elite Diamond	08/16/2016	Active	25	9	0	56.25%	12		4	Y		R	10/2022		\$1,000.66
Exc Award (06/30/2017, 06/30/2018, 06/30/2023)																
129362	Taipei Elite-Tutor	11/09/2016	Active	40	4	0	11.11%	49		1	Y			07/2023		\$140.00
Exc Award (06/30/2021)																
32970	TAIPEI EVER GREEN	11/10/1976	Active	29	6	1	20.83%	24	25	3	Y		N	10/2022		\$4,002.53
Exc Award (06/30/2018, 06/30/2020, 06/30/2022, 06/30/2024, 06/30/2025)																
120038	Taipei Excellence	07/29/2013	Active	31	6	0	24.00%	46		3	Y		N	07/2023		\$4,002.44
Exc Award (06/30/2017, 06/30/2018, 06/30/2020, 06/30/2023)																
51070	TAIPEI FENG DER	11/13/1990	Active	29	4	0	16.00%	25		3	Y		N	10/2022		
Exc Award (06/30/2021, 06/30/2023, 06/30/2024)																
136220	Taipei Feng Huang Art Aesthetics	08/09/2018	Active	69	12	0	21.05%	77		1	Y		N	07/2023		\$6,003.95
Exc Award (06/30/2021, 06/30/2023, 06/30/2024)																
140668	Taipei Full Victory	01/08/2020	Active	37	2	0	5.71%	38		1	Y		N	11/2021		
Exc Award (06/30/2021, 06/30/2024, 06/30/2025)																
101435	TAIPEI GALAXY	03/03/2008	Active	12	0	2	-14.29%	16	8	0	Y			10/2022		\$1,000.66
Exc Award (06/30/2017, 06/30/2019, 06/30/2021, 06/30/2022, 06/30/2024)																



# Club Health Assessment for District 300A 2 through November 2025

			Status	Membership					Reports				Finance	LCIF		
Club Number	Club Name	Charter Date	Times in Status Quo in Past 2 Years	Current Member Count **	YTD Members Added	YTD Members Dropped	YTD Net Growth% ***	Member Count 1 Year Ago	Dropped Members Avg.Length of Service	Months Since Membership Update	Current Officers Reported ****	Current President Repeated Term	VP Reported *****	Last Date Reported Service (mm/yyyy)	Account Balance	YTD Donations
123407	Taipei Gemini	10/17/2014	Active	15	0	0	0.00%	20		5	N			07/2023		
	Exc Award (06/30/2016, 06/30/2019, 06/30/2023)															
117481	TAIPEI GI SHINE	07/27/2012	Active	27	5	0	22.73%	24		4	N			11/2022		
	Exc Award (06/30/2021)															
60661	TAIPEI GIDA	04/16/1998	Active	31	13	0	72.22%	18		3	N		N	01/2023		\$4,002.53
	Exc Award (06/30/2018, 06/30/2023)															
48830	TAIPEI GLORY	07/18/1988	Active	34	4	0	13.33%	30		4	Y		N	07/2023		\$2,001.32
	Exc Award (06/30/2017, 06/30/2022, 06/30/2023, 06/30/2025)															
23436	TAIPEI GRAND	04/19/1969	Active	38	3	0	8.57%	39		2	Y		R	10/2022		\$2,001.66
	Exc Award (06/30/2018, 06/30/2023, 06/30/2024)															
23454	TAIPEI GREAT GROUND	04/19/1969	Active	31	5	0	19.23%	47		1	N		N	08/2022		
	Exc Award (06/30/2017, 06/30/2021, 06/30/2023)															
47363	TAIPEI GREEN MOUNTAIN	05/22/1987	Active	37	2	0	5.71%	38		1	Y		N	09/2022		\$3,001.97
	Exc Award (06/30/2019, 06/30/2021, 06/30/2022, 06/30/2023, 06/30/2024, 06/30/2025)															
48831	TAIPEI HEROINE	07/27/1988	Active	13	1	0	8.33%	25		4	N		N	06/2024		\$1,000.66
	Exc Award (06/30/2018, 06/30/2020, 06/30/2021, 06/30/2022)															
106063	TAIPEI HSIANG HONG	07/08/2009	Active	45	1	0	2.27%	44		4	N		N	08/2022		\$2,001.32
	Exc Award (06/30/2016, 06/30/2017, 06/30/2018, 06/30/2023, 06/30/2024, 06/30/2025)															
53676	TAIPEI HSIANG SHUN	09/11/1992	Active	39	5	0	14.71%	31		4	N			10/2022		\$6,005.56
	Exc Award (06/30/2021, 06/30/2023, 06/30/2025)															
56824	TAIPEI HSIN DE	04/04/1995	Active	53	6	0	12.77%	62		4	N		N	09/2022		\$2,001.32
	Exc Award (06/30/2016, 06/30/2023, 06/30/2024, 06/30/2025)															
23428	TAIPEI HUA CHIANG	07/27/1972	Active	32	2	0	6.67%	29		3	N	None		09/2022		
	Exc Award (06/30/2016, 06/30/2023)															
123178	Taipei Huang Pu	09/25/2014	Active	6	2	0	50.00%	25		4	N			10/2022		
	Exc Award (06/30/2020)															



# Club Health Assessment for District 300A 2 through November 2025

			Status	Membership						Reports				Finance	LCIF	
Club Number	Club Name	Charter Date	Times in Status Quo in Past 2 Years	Current Member Count **	YTD Members Added	YTD Members Dropped	YTD Net Growth% ***	Member Count 1 Year Ago	Dropped Members Avg.Length of Service	Months Since Membership Update	Current Officers Reported ****	Current President Repeated Term	VP Reported *****	Last Date Reported Service (mm/yyyy)	Account Balance	YTD Donations
39296	TAIPEI HWA SHAN	01/08/1981	Active	33	7	0	26.92%	28		1	Y			07/2023		\$9,007.52
	Exc Award (06/30/2016, 06/30/2017, 06/30/2018, 06/30/2023, 06/30/2024)															
109310	TAIPEI ILIONS	09/27/2010	Active	33	2	0	6.45%	34		2	Y		N	07/2025		\$3,003.69
	Exc Award (06/30/2016)															
23425	TAIPEI JEN AI	05/23/1973	Active	48	3	0	6.67%	55		2	Y		N	07/2023		\$27,034.01
	Exc Award (06/30/2018, 06/30/2020, 06/30/2021, 06/30/2023)															
30788	TAIPEI JEN TE	05/06/1975	Active	43	13	1	38.71%	37	8	3	Y			11/2021		
	Exc Award (06/30/2016, 06/30/2024, 06/30/2025)															
120040	Taipei Jin Jhan	07/24/2013	Active	46	13	2	31.43%	60	4	0	Y		N	10/2022		\$2,001.32
	Exc Award (06/30/2016, 06/30/2017, 06/30/2019, 06/30/2021, 06/30/2023, 06/30/2024)															
88975	TAIPEI JING CAI	07/18/2005	Active	74	5	0	7.25%	85		3	Y		N	07/2023		\$10,010.02
	Exc Award (06/30/2016, 06/30/2017, 06/30/2019, 06/30/2022)															
125654	Taipei Jing Cheng	08/24/2015	Active	29	3	0	11.54%	30		1	N		N	08/2022		\$6,003.94
	Exc Award (06/30/2016, 06/30/2017, 06/30/2020, 06/30/2023)															
128580	Taipei Jing Li Ching	08/09/2016	Active	25	5	0	25.00%	17		3	Y	2	N	09/2022		\$2,004.74
	Exc Award (06/30/2021, 06/30/2025)															
155502	Taipei Jiu Shing Huei	07/31/2023	Active	35	10	0	40.00%	52		1	N					
64879	TAIPEI LONG FENG	12/26/2001	Active	20	9	0	81.82%	16		4	Y			09/2022		
	Exc Award (06/30/2021, 06/30/2023)															
62305	TAIPEI LONG HWA	08/13/1999	Active	26	10	0	62.50%	22		1	Y		N	09/2022		\$1,002.37
	Exc Award (06/30/2016, 06/30/2019, 06/30/2021, 06/30/2023, 06/30/2025)															
23438	TAIPEI LONG RIVER	08/28/1973	Active	36	3	0	9.09%	40		0	Y		N	05/2024		\$3,005.40
	Exc Award (06/30/2016, 06/30/2018, 06/30/2022, 06/30/2023)															
23440	TAIPEI LONG SHAN	04/29/1969	Active	39	4	0	11.43%	40		0	Y		N	07/2023		\$2,001.13
	Exc Award (06/30/2018, 06/30/2021, 06/30/2023, 06/30/2024)															
122765	Taipei Mai-Sen	07/14/2014	Active	23	0	0	0.00%	25		1	N	None		11/2022		



## Club Health Assessment for District 300A 2 through November 2025

			Status	Membership					Reports				Finance		LCIF	
Club Number	Club Name	Charter Date	Times in Status Quo in Past 2 Years	Current Member Count **	YTD Members Added	YTD Members Dropped	YTD Net Growth% ***	Member Count 1 Year Ago	Dropped Members Avg.Length of Service	Months Since Membership Update	Current Officers Reported ****	Current President Repeated Term	VP Reported *****	Last Date Reported Service (mm/yyyy)	Account Balance	YTD Donations
Exc Award (06/30/2021, 06/30/2022, 06/30/2024)			Active	27	2	0	8.00%	25		2	Y		N	10/2022		\$1,000.66
23441	TAIPEI METROPOLIS	01/17/1961														
Exc Award (06/30/2019, 06/30/2020, 06/30/2023)			Active	19	0	0	0.00%	21		7	Y		N	10/2022		
48291	TAIPEI MIN CHUAN	03/21/1988														
106064	TAIPEI MOUNGAR	07/08/2009	Active	30	9	0	42.86%	27		0	Y		N	10/2022		\$1,000.66
Exc Award (06/30/2024)			Active	29	3	0	11.54%	31		2	Y			08/2025		\$3,005.74
35629	TAIPEI NAN MEN L C	05/16/1978														
Exc Award (06/30/2017, 06/30/2020, 06/30/2021, 06/30/2022)			Active	29	2	0	7.41%	27		1	Y		N	07/2023		\$2,003.37
23442	TAIPEI NANKING	11/02/1971														
Exc Award (06/30/2017, 06/30/2020, 06/30/2023, 06/30/2025)			Active	23	0	0	0.00%	25		5	Y		N	10/2022		
48558	TAIPEI NEW GRAND	05/10/1988														
Exc Award (06/30/2016, 06/30/2020, 06/30/2023, 06/30/2024)			Active	29	4	0	16.00%	28		3	Y		N	10/2022		\$3,001.69
48292	TAIPEI NEW TAIPEI	03/21/1988														
Exc Award (06/30/2019, 06/30/2020)			Active	42	1	1	0.00%	46	2	1	Y		N	09/2022		\$33,025.11
23443	TAIPEI NORTH	10/31/1962														
Exc Award (06/30/2018, 06/30/2021)			Active	28	0	0	0.00%	33		5	Y			08/2022		\$1,001.00
23444	TAIPEI NORTHEAST	05/26/1965														
Exc Award (06/30/2017)			Active	57	4	0	7.55%	60		4	Y		N	11/2023		\$4,003.65
133433	Taipei Ntust EMBA	12/15/2017														
Exc Award (06/30/2018, 06/30/2019, 06/30/2021, 06/30/2022, 06/30/2023, 06/30/2024, 06/30/2025)			Active	39	0	0	0.00%	43		4	Y		N	10/2022		\$6,005.56
62600	TAIPEI OLD PINE	12/29/1999														
Exc Award (06/30/2018, 06/30/2019, 06/30/2023, 06/30/2025)			Active	22	0	0	0.00%	25		5	Y		N	10/2022		\$2,004.74
38085	TAIPEI PA TEH	02/05/1980														
Exc Award (06/30/2018, 06/30/2020, 06/30/2021, 06/30/2024, 06/30/2025)			Active	33	2	0	6.45%	39		4	Y		N	10/2022		
39074	TAIPEI PAI LING	11/12/1980														
Exc Award (06/30/2023)			Active	19	5	0	35.71%	16		2	Y			09/2022		
48733	TAIPEI PINE	06/17/1988														
Exc Award (06/30/2017, 06/30/2023)																



## Club Health Assessment for District 300A 2 through November 2025

			Status	Membership						Reports				Finance		LCIF
Club Number	Club Name	Charter Date	Times in Status Quo in Past 2 Years	Current Member Count **	YTD Members Added	YTD Members Dropped	YTD Net Growth% ***	Member Count 1 Year Ago	Dropped Members Avg.Length of Service	Months Since Membership Update	Current Officers Reported ****	Current President Repeated Term	VP Reported *****	Last Date Reported Service (mm/yyyy)	Account Balance	YTD Donations
37265	TAIPEI PO AI	06/07/1979	Active	27	2	0	8.00%	33		1	Y		N	03/2025		
	Exc Award (06/30/2017, 06/30/2020, 06/30/2021)															
147700	Taipei Police	07/28/2021	Active	40	11	0	37.93%	36		2	Y		R	08/2022		\$1,000.56
36246	TAIPEI REGO	11/27/1978	Active	31	2	0	6.90%	33		3	Y		N	11/2022		\$4,002.63
	Exc Award (06/30/2016, 06/30/2021, 06/30/2023)															
148272	Taipei Royal Knights	09/13/2021	Active	15	5	0	50.00%	21		3	N			07/2023		\$3,002.22
	Exc Award (06/30/2023)															
60621	TAIPEI SANWIN	04/10/1998	Active	32	2	0	6.67%	31		4	Y		N	07/2023		\$3,003.59
	Exc Award (06/30/2017, 06/30/2019, 06/30/2020, 06/30/2023)															
102610	TAIPEI SHANG BIN	06/24/2008	Active	25	13	0	108.33%	33		0	Y		N	08/2022		\$1,000.56
	Exc Award (06/30/2020, 06/30/2023, 06/30/2024)															
147848	Taipei Shi Dai	08/11/2021	Active	42	12	0	40.00%	30		1	Y		N	11/2021		\$21,049.78
	Exc Award (06/30/2025)															
128297	Taipei Shining Zenith	07/18/2016	Active	46	19	1	64.29%	39	1	0	Y		N	09/2024		
	Exc Award (06/30/2016, 06/30/2024)															
23449	TAIPEI SHUANG YUAN	06/30/1971	Active	50	4	0	8.70%	47		4	Y		N	08/2023		\$5,003.19
	Exc Award (06/30/2016, 06/30/2020, 06/30/2023, 06/30/2024)															
23447	TAIPEI SI MEN	03/26/1971	Active	39	0	0	0.00%	41		5	Y		N	07/2023		\$3,001.97
	Exc Award (06/30/2018, 06/30/2019, 06/30/2021, 06/30/2022, 06/30/2023)															
84386	TAIPEI SOLAR	10/29/2004	Active	18	2	0	12.50%	18		1	Y		N	09/2022		
	Exc Award (06/30/2016, 06/30/2019, 06/30/2021, 06/30/2022)															
147626	TAIPEI SONG CHING	07/16/2021	Active	23	0	0	0.00%	23		5	Y		N	08/2022		
54514	TAIPEI SONG HEH	05/25/1993	Active	25	3	0	13.64%	25		2	Y		N	09/2022		\$1,000.66
	Exc Award (06/30/2017, 06/30/2023, 06/30/2025)															
23450	TAIPEI SOUTHEAST	04/15/1964	Active	36	0	0	0.00%	43		5	Y		N	10/2022		\$2,001.12
	Exc Award (06/30/2019, 06/30/2021, 06/30/2024)															
106065	TAIPEI SUN MOON LIGHT	07/09/2009	Active	66	24	1	53.49%	53	1	0	Y		N	07/2023		\$3,002.99
	Exc Award (06/30/2021, 06/30/2023)															



## Club Health Assessment for District 300A 2 through November 2025

			Status	Membership					Reports					Finance	LCIF	
Club Number	Club Name	Charter Date	Times in Status Quo in Past 2 Years	Current Member Count **	YTD Members Added	YTD Members Dropped	YTD Net Growth% ***	Member Count 1 Year Ago	Dropped Members Avg.Length of Service	Months Since Membership Update	Current Officers Reported ****	Current President Repeated Term	VP Reported *****	Last Date Reported Service (mm/yyyy)	Account Balance	YTD Donations
46519	TAIPEI SUNRISE	08/04/1986	Active	30	4	0	15.38%	28		4	Y		N	07/2023		\$1,002.37
	Exc Award (06/30/2017, 06/30/2023, 06/30/2024)															
23460	TAIPEI TA AN	04/18/1968	Active	19	4	0	26.67%	17		4	Y			07/2023		
	Exc Award (06/30/2021)															
136328	Taipei Tai Chi Art Aesthetics	08/28/2018	Active	35	13	0	59.09%	26		0	Y		N	09/2022		\$3,005.40
	Exc Award (06/30/2022, 06/30/2025)															
29755	TAIPEI TAY PYNG	08/22/1974	Active	35	0	0	0.00%	38		5	Y			10/2022		\$3,001.69
	Exc Award (06/30/2021, 06/30/2024)															
56074	TAIPEI TEH SHIN	09/06/1994	Active	15	4	0	36.36%	17		4	N			10/2022		\$1,000.66
	Exc Award (06/30/2016, 06/30/2022, 06/30/2023)															
119993	Taipei The Best	07/12/2013	Active	26	6	0	30.00%	30		1	Y		N	10/2022		\$2,001.32
	Exc Award (06/30/2016, 06/30/2017, 06/30/2023, 06/30/2025)															
50265	TAIPEI TUNG HSIN	03/01/1990	Active	30	6	1	20.00%	28	0	1	Y		N	09/2023		\$2,001.32
	Exc Award (06/30/2023)															
29661	TAIPEI TZU CHIANG	07/26/1974	Active	40	4	0	11.11%	42		3	Y			07/2023		\$3,007.11
	Exc Award (06/03/2016, 06/30/2018, 06/30/2020, 06/30/2021, 06/30/2022)															
136175	Taipei Wang Kung	08/09/2018	Active	14	0	0	0.00%	17		5	Y		R	07/2023		
	Exc Award (06/30/2023)															
120142	Taipei World Business	08/13/2013	Active	20	2	0	11.11%	33		2	Y		N	07/2023		\$2,001.31
	Exc Award (06/30/2016, 06/30/2017, 06/30/2019, 06/30/2022, 06/30/2024, 06/30/2025)															
98772	TAIPEI WORLD TRADE	03/15/2007	Active	38	8	0	26.67%	40		0	Y		N	07/2023		
	Exc Award (06/30/2017, 06/30/2020, 06/30/2023, 06/30/2024)															
63513	TAIPEI Y2K	08/11/2000	Active	78	7	0	9.86%	75		3	Y		N	10/2022		\$6,007.27
	Exc Award (06/30/2018, 06/30/2020, 06/30/2021, 06/30/2022, 06/30/2024, 06/30/2025)															
121150	Taipei Yi Jiao	01/15/2014	Active	30	4	0	15.38%	25		4	Y		N	10/2022		\$13,008.43
	Exc Award (06/30/2018, 06/30/2021, 06/30/2022)															
49900	TAIPEI YU SHENG	10/16/1989	Active	45	0	0	0.00%	57		5	Y		N	09/2022		\$2,001.32



## Club Health Assessment for District 300A 2 through November 2025

INTERNATIONAL

Club Number	Club Name	Charter Date	Status	Membership					Reports				Finance	LCIF				
			Times in Status Quo in Past 2 Years	Current Member Count **	YTD Members Added	YTD Members Dropped	YTD Net Growth% ***	Member Count 1 Year Ago	Dropped Members Avg.Length of Service	Months Since Membership Update	Current Officers Reported ****	Current President Repeated Term	VP Reported *****	Last Date Reported Service (mm/yyyy)	Account Balance	YTD Donations		
23456	TAIPEI YUANSHAN	06/03/1971	Active		39	4	0	11.43%	39		4	Y			07/2023		\$1,002.37	
117706	TAIPEI YUNG AN	08/23/2012	Active		30	4	0	15.38%	35		1	Y		N		10/2022		\$6,005.56
60499	TAIPEI YUNG HSIANG	03/18/1998	Active		20	5	0	33.33%	36		4	Y		N		09/2022		\$1,000.56

Clubs Cancelled Previous Fiscal Year – Clubs Cancelled within last 12 months may be reinstated

Club Number	Club Name	Charter Date	Current Status*	Cancellation Date
48623	TAIPEI CHIAO YUN	05/20/1988	Cancelled(6*)	06/29/2025
50515	TAIPEI CHUNG TE	05/04/1990	Cancelled(6*)	06/29/2025
110129	TAIPEI ELEGANT	01/14/2011	Cancelled(6*)	04/29/2025

Current Total Clubs Count	YTD New Clubs Count	YTD Cancelled Clubs Count	YTD Net Club Gain	Current Total Members Count	YTD Add	YTD Drop	YTD Net Growth	YTD Net Growth %	Member Count 12 Months Ago	Average Member Count Per Club	% of Clubs with less than 20 members	% No Officer Report in 12 Months	% of Clubs with balance 90+ days	Number of Clubs in Status Quo	% Status Quo Clubs in Financial Suspension	Number of Cancelled Clubs	Average Cancelled Club Age	Members Lost Due to Cancellation	% of Clubs Cancelled for Non-Financial Reasons
113	1	0	1	3,782	613	25	588	18.41%	3,861	33	11%	2%	0%	0	0%	0	0	0	0%

\* - P - Priority Club. Cancellation Reasons: 1-Objectives/conduct, 2-Non-active club, 5-Non-existing club, 6-Disbanding, 7-Merger, 8-Financial Suspension, 9-District/Multiple District Dues.

\*\* Red denotes below 15 active members.

\*\*\* Red denotes 20% + loss.

\*\*\*\* Y - all 3 (President, Secretary, Treasurer) club officers reported, N - not all 3 reported.

\*\*\*\*\* Abbreviation: N-New, IP-Immediate Past, R-Repeat.



## Club Health Assessment for District 300A 3 through November 2025

			Status	Membership					Reports					Finance		LCIF
Club Number	Club Name	Charter Date	Times in Status Quo in Past 2 Years	Current Member Count **	YTD Members Added	YTD Members Dropped	YTD Net Growth% ***	Member Count 1 Year Ago	Dropped Members Avg.Length of Service	Months Since Membership Update	Current Officers Reported ****	Current President Repeated Term	VP Reported *****	Last Date Reported Service (mm/yyyy)	Account Balance	YTD Donations
Clubs less than two years old																
188254	Taipei Da Yeh	09/05/2025	Newly Chartered	33	33	0	100.00%	0		2	Y		N			
157583	Taipei Evertrust Lions Club Exc Award (06/30/2025)	03/19/2024	Active	74	3	0	4.23%	38		2	Y		N	09/2025		
181040	Taipei Fire Fighting	03/27/2025	Active	61	6	0	10.91%	0		2	Y	2	R			
177216	Taipei He Xin Exc Award (06/30/2025)	08/21/2024	Active	49	2	0	4.26%	39		1	Y		N	06/2025		
157653	Taipei Stratagem Exc Award (06/30/2025)	03/19/2024	Active	46	1	0	2.22%	43		4	Y		N	10/2024		
156616	Taipei Wen Tao Exc Award (06/30/2025)	01/22/2024	Active	134	59	0	78.67%	92		0	Y		N	03/2024		
179044	Taipei Xin Xin	11/22/2024	Active	67	2	0	3.08%	30		3	Y					\$1,003.74
Clubs more than two years old																
85028	TAIPEI BI HU Exc Award (06/30/2024, 06/30/2025)	03/15/2005	Active	52	6	0	13.04%	45		4	Y		N	11/2025		\$1,000.00
39740	TAIPEI CENTURY Exc Award (06/30/2016, 06/30/2021, 06/30/2022, 06/30/2024)	04/21/1981	Active	35	7	0	25.00%	31		3	Y		N	09/2024		\$1,000.00
23430	TAIPEI CHENG CHUNG Exc Award (06/30/2017, 06/30/2019)	04/06/1968	Active	22	6	2	22.22%	19	3	0	Y		N	10/2023		
136081	Taipei Chin Hsin Exc Award (06/30/2019, 06/30/2020, 06/30/2024)	07/25/2018	Active	33	6	0	22.22%	34		3	Y		N	11/2025		\$1,000.00
100216	TAIPEI CHONG YAO Exc Award (06/30/2017, 06/30/2018, 06/30/2020, 06/30/2021, 06/30/2022, 06/30/2023, 06/30/2024)	09/17/2007	Active	40	4	0	11.11%	48		3	Y		N	11/2025		\$2,001.00
30481	TAIPEI CHUNG CHENG Exc Award (06/30/2016, 06/30/2019, 06/30/2022, 06/30/2023, 06/30/2024)	03/31/1975	Active	28	5	1	16.67%	29	50	2	Y		N	05/2025		
48888	TAIPEI CHUNG HUA Exc Award (06/30/2017, 06/30/2020, 06/30/2022, 06/30/2023, 06/30/2024)	09/08/1988	Active	35	10	0	40.00%	30		4	Y		N	08/2025		\$2,000.00



## Club Health Assessment for District 300A 3 through November 2025

			Status	Membership					Reports				Finance	LCIF		
Club Number	Club Name	Charter Date	Times in Status Quo in Past 2 Years	Current Member Count **	YTD Members Added	YTD Members Dropped	YTD Net Growth% ***	Member Count 1 Year Ago	Dropped Members Avg.Length of Service	Months Since Membership Update	Current Officers Reported ****	Current President Repeated Term	VP Reported *****	Last Date Reported Service (mm/yyyy)	Account Balance	YTD Donations
58668	TAIPEI CHYUAN MEI	09/03/1996	Active	19	0	0	0.00%	21		2	Y		R	08/2023		
	Exc Award (06/30/2016, 06/30/2017, 06/30/2021, 06/30/2022)															
124450	Taipei City Huei Chih	03/26/2015	Active	70	3	0	4.48%	73		1	Y			11/2024		\$2,000.00
	Exc Award (06/30/2016, 06/30/2017, 06/30/2019, 06/30/2021, 06/30/2023, 06/30/2024)															
108889	TAIPEI CITY KAM KONG	08/17/2010	Active	20	3	10	-25.93%	29	4	0	Y		N	10/2025		\$2,000.00
	Exc Award (06/30/2017, 06/30/2019, 06/30/2023, 06/30/2024)															
31111	TAIPEI COUNTRY	07/28/1975	Active	38	5	0	15.15%	41		0	Y		N	05/2025	90+ Days	\$10,077.24
	Exc Award (06/30/2016, 06/30/2017, 06/30/2019, 06/30/2022, 06/30/2023, 06/30/2024)															
145742	Taipei da Zhi	03/22/2021	Active	34	6	0	21.43%	50		0	Y		N	01/2025		
	Exc Award (06/30/2022, 06/30/2023)															
117669	TAIPEI DIAN FAN	08/17/2012	Active	40	4	1	8.11%	44	5	0	Y		N	11/2025		\$6,000.00
	Exc Award (06/30/2019, 06/30/2020, 06/30/2023, 06/30/2024)															
115274	TAIPEI DONG YI	10/11/2011	Active	29	0	0	0.00%	33		2	Y		N	10/2023		
	Exc Award (06/30/2017, 06/30/2021)															
62683	TAIPEI DUNG HU	01/18/2000	Active	68	2	1	1.49%	72	14	0	Y		N	05/2024		
	Exc Award (06/30/2016, 06/30/2017, 06/30/2021, 06/30/2023)															
62292	TAIPEI FAR EAST	08/09/1999	Active	40	8	0	25.00%	47		3	Y		N	02/2025		
	Exc Award (06/30/2016, 06/30/2019, 06/30/2023)															
23424	TAIPEI FU HSIN	06/23/1971	Active	28	2	7	-15.15%	29	9	2	Y		N	09/2025		
	Exc Award (06/30/2017, 06/30/2018, 06/30/2020, 06/30/2023, 06/30/2024, 06/30/2025)															
59275	TAIPEI GLORIA	03/24/1997	Active	31	5	0	19.23%	27		3	Y		N	02/2024		\$1,000.00
	Exc Award (06/30/2016, 06/30/2018, 06/30/2019, 06/30/2022)															
128968	Taipei Happy	09/19/2016	Active	90	8	0	9.76%	79		2	Y		N	11/2025		
	Exc Award (06/30/2021, 06/30/2022, 06/30/2024, 06/30/2025)															
59506	TAIPEI HI STAR	05/01/1997	Active	48	2	0	4.35%	47		2	Y		N	10/2025		\$11,000.00



## Club Health Assessment for District 300A 3 through November 2025

			Status	Membership					Reports				Finance	LCIF		
Club Number	Club Name	Charter Date	Times in Status Quo in Past 2 Years	Current Member Count **	YTD Members Added	YTD Members Dropped	YTD Net Growth% ***	Member Count 1 Year Ago	Dropped Members Avg.Length of Service	Months Since Membership Update	Current Officers Reported ****	Current President Repeated Term	VP Reported *****	Last Date Reported Service (mm/yyyy)	Account Balance	YTD Donations
Exc Award (06/30/2016, 06/30/2020, 06/30/2022, 06/30/2023, 06/30/2024, 06/30/2025)																
33898	TAIPEI HSIN YI	05/19/1977	Active	49	2	0	4.26%	47		2	Y		N	04/2024		
Exc Award (06/30/2017, 06/30/2022, 06/30/2023, 06/30/2024)																
62501	TAIPEI JAPANESE	11/16/1999	Active	27	2	0	8.00%	26		3	Y		N	07/2023	90+ Days	
Exc Award (06/30/2017, 06/30/2022)																
117667	TAIPEI JENAI	08/17/2012	Active	120	5	1	3.45%	118	12	0	Y		N	10/2025		\$3,000.00
Exc Award (06/30/2016, 06/30/2017, 06/30/2019, 06/30/2020, 06/30/2021, 06/30/2022, 06/30/2023, 06/30/2024, 06/30/2025)																
97031	TAIPEI JIN YEN	04/27/2006	Active	27	5	0	22.73%	20		2	Y		N	08/2023		\$34,000.00
Exc Award (06/30/2016, 06/30/2020, 06/30/2021, 06/30/2022, 06/30/2025)																
89449	TAIPEI JOIN SERVE	10/18/2005	Active	46	0	0	0.00%	48		3	Y		N	08/2023		\$1,000.00
Exc Award (06/30/2017, 06/30/2021)																
54786	TAIPEI JONG YIH	07/23/1993	Active	21	1	0	5.00%	31		4	Y		N	08/2025		\$3,002.99
Exc Award (06/30/2018, 06/30/2021, 06/30/2023, 06/30/2024)																
53732	TAIPEI KANG FU	10/12/1992	Active	16	1	0	6.67%	19		3	Y		N	08/2023		
Exc Award (06/30/2016, 06/30/2017, 06/30/2023, 06/30/2024)																
54729	TAIPEI KINDNESS	07/09/1993	Active	25	5	0	25.00%	34		4	Y		N	10/2025		
Exc Award (06/30/2016, 06/30/2018, 06/30/2019, 06/30/2021, 06/30/2022, 06/30/2024)																
23439	TAIPEI KU TING	04/15/1969	Active	23	5	0	27.78%	25		1	Y		N	09/2023	90+ Days	\$2,000.00
Exc Award (06/30/2025)																
49156	TAIPEI KUO HUA	01/18/1989	Active	31	15	0	93.75%	32		4	Y		N	11/2025		\$1,000.00
Exc Award (06/30/2022, 06/30/2023)																
51048	TAIPEI LILY	11/05/1990	Active	109	11	0	11.22%	102		2	Y		N	09/2025		\$5,000.00
Exc Award (06/30/2018, 06/30/2019, 06/30/2020, 06/30/2021, 06/30/2022, 06/30/2024)																
51968	TAIPEI MIN YU	08/20/1991	Active	36	1	3	-5.26%	42	7	0	Y		N	05/2025		
Exc Award (06/30/2017, 06/30/2025)																



# Club Health Assessment for District 300A 3 through November 2025

			Status	Membership					Reports				Finance	LCIF		
Club Number	Club Name	Charter Date	Times in Status Quo in Past 2 Years	Current Member Count **	YTD Members Added	YTD Members Dropped	YTD Net Growth% ***	Member Count 1 Year Ago	Dropped Members Avg.Length of Service	Months Since Membership Update	Current Officers Reported ****	Current President Repeated Term	VP Reported *****	Last Date Reported Service (mm/yyyy)	Account Balance	YTD Donations
49007	TAIPEI MU LAN	11/08/1988	Active	17	2	0	13.33%	13		2	Y		N	09/2022		
	Exc Award (06/30/2017, 06/30/2018)															
56036	TAIPEI MU PEN	08/11/1994	Active	36	5	0	16.13%	36		1	Y		N	08/2024		\$1,000.00
	Exc Award (06/30/2016, 06/30/2017)															
23427	TAIPEI NAN KANG	12/10/1973	Active	51	15	5	24.39%	48	18	1	N	None		01/2024	90+ Days	
	Exc Award (06/30/2016, 06/30/2017, 06/30/2019)															
62801	TAIPEI NAN LUNG	02/17/2000	Active	16	1	0	6.67%	18		0	Y			09/2025		
121141	Taipei Navigation	01/14/2014	Active	103	6	0	6.19%	67		1	Y		N	10/2025		\$1,001.00
	Exc Award (06/30/2017, 06/30/2019, 06/30/2020, 06/30/2022, 06/30/2025)															
63626	TAIPEI NEW MILLENNIUM	10/12/2000	Active	107	2	0	1.90%	75		2	Y		N	08/2025		
	Exc Award (06/30/2017, 06/30/2019, 06/30/2021, 06/30/2023, 06/30/2025)															
43789	TAIPEI PLUM FLOWER	04/05/1984	Active	24	0	0	0.00%	27		3	Y		N	04/2023		
53839	TAIPEI SEVEN STAR	11/23/1992	Active	57	2	0	3.64%	31		1	Y		N	11/2025		
	Exc Award (06/30/2016, 06/30/2017, 06/30/2020, 06/30/2021, 06/30/2023, 06/30/2024, 06/30/2025)															
51998	TAIPEI SHU YING	09/09/1991	Active	124	7	0	5.98%	120		2	Y		N	11/2025		
	Exc Award (06/30/2016, 06/30/2017, 06/30/2023)															
47626	TAIPEI SUN RISE	06/30/1987	Active	33	3	0	10.00%	38		4	Y		N	10/2025		\$1,000.00
	Exc Award (06/30/2016, 06/30/2017, 06/30/2018, 06/30/2019, 06/30/2022, 06/30/2023, 06/30/2024)															
58908	TAIPEI SURPASSING	12/06/1996	Active	23	2	0	9.52%	24		0	Y		N	11/2025		\$3,001.96
	Exc Award (06/30/2016, 06/30/2017, 06/30/2023)															
121140	Taipei Te Shiao	01/14/2014	Active	40	0	0	0.00%	16		2	Y		N	11/2025		
	Exc Award (06/30/2024)															
153891	Taipei Tian Hou	04/19/2023	Active	33	10	0	43.48%	29		4	N		N	10/2023		
136858	Taipei Tsung Cheng	11/28/2018	Active	35	0	0	0.00%	27		6	Y		N	11/2025		
	Exc Award (06/30/2023)															
32253	TAIPEI TUN HUA	05/05/1976	Active	245	0	0	0.00%	188		2	Y		N	06/2025		



## Club Health Assessment for District 300A 3 through November 2025


			Status	Membership					Reports				Finance	LCIF		
Club Number	Club Name	Charter Date	Times in Status Quo in Past 2 Years	Current Member Count **	YTD Members Added	YTD Members Dropped	YTD Net Growth% ***	Member Count 1 Year Ago	Dropped Members Avg.Length of Service	Months Since Membership Update	Current Officers Reported ****	Current President Repeated Term	VP Reported *****	Last Date Reported Service (mm/yyyy)	Account Balance	YTD Donations
Exc Award (06/30/2016, 06/30/2018, 06/30/2019, 06/30/2020, 06/30/2021, 06/30/2022, 06/30/2023, 06/30/2024, 06/30/2025)			Active	42	2	0	5.00%	38		2	Y		N	09/2025		
40266	TAIPEI UNION	07/15/1981														
Exc Award (06/30/2017, 06/30/2022, 06/30/2023, 06/30/2025)			Active	101	4	0	4.12%	95		1	Y		N	08/2023		
58644	TAIPEI UNITED	08/13/1996														
Exc Award (06/30/2016, 06/30/2018, 06/30/2020, 06/30/2021, 06/30/2022, 06/30/2025)			Active	29	3	0	11.54%	32		2	Y		N	02/2024		\$3,000.00
51755	TAIPEI UNITY	06/07/1991														
Exc Award (06/30/2016, 06/30/2017, 06/30/2024)			Active	22	4	1	15.79%	21	1	2	Y		N	08/2023		
64701	TAIPEI UTOPIA	10/01/2001														
Exc Award (06/30/2023, 06/30/2025)			Active	31	2	3	-3.13%	36	3	2	Y		N	10/2025		
62904	TAIPEI YA TAI	03/09/2000														
Exc Award (06/30/2016, 06/30/2024, 06/30/2025)			Active	21	2	0	10.53%	21		4	Y		N	10/2023		\$1,000.00
136243	Taipei Yi Kang	08/17/2018														
Exc Award (06/30/2023, 06/30/2025)			Active	18	1	0	5.88%	16		2	Y		N	04/2022		
103002	TAIPEI YOU BON	06/30/2008														
			Active	54	1	1	0.00%	46	0	2	Y		N	03/2024		
149841	Taipei Yuan Rong	02/10/2022														
Exc Award (06/30/2023, 06/30/2024, 06/30/2025)			Active	38	16	11	15.15%	31	1	2	Y		N	10/2025	90+ Days	\$2,000.00
110805	TAIPEI YUN JIN	04/11/2011														
Exc Award (06/30/2016, 06/30/2024, 06/30/2025)																

Clubs Cancelled Previous Fiscal Year – Clubs Cancelled within last 12 months may be reinstated

Club Number	Club Name	Charter Date	Current Status*	Cancellation Date
54787	TAIPEI TA HAN	07/23/1993	Cancelled(8*)	12/30/2024



# Club Health Assessment for District 300A 3 through November 2025

<div>Club NumberClub NameCharter Date</div>						Status		Membership					Reports				Finance		LCIF
						Times in Status Quo in Past 2 Years	Current Member Count **	YTD Members Added	YTD Members Dropped	YTD Net Growth***	Member Count 1 Year Ago	Dropped Members Avg.Length of Service	Months Since Membership Update	Current Officers Reported ****	Current President Repeated Term	VP Reported *****	Last Date Reported Service (mm/yyyy)	Account Balance	YTD Donations
Current Total Clubs Count	YTD New Clubs Count	YTD Cancelled Clubs Count	YTD Net Club Gain	Current Total Members Count	YTD Add	YTD Drop	YTD Net Growth	Member Count 12 Months Ago	Average Member Count Per Club	% of Clubs with less than 20 members	% No Officer Report in 12 Months	% of Clubs with balance 90+ days	Number of Clubs in Status Quo	% Status Quo Clubs in Financial Suspension	Number of Cancelled Clubs	Average Cancelled Club Age	Members Lost Due to Cancellation	% of Clubs Cancelled for Non-Financial Reasons	
63	1	0	1	3,094	341	47	294	10.50%	2,707	49	8%	0%	8%	0	0%	0	0	0	0%

\* - P - Priority Club. Cancellation Reasons: 1-Objectives/conduct, 2-Non-active club, 5-Non-existing club, 6-Disbanding, 7-Merger, 8-Financial Suspension, 9-District/Multiple District Dues.

\*\* Red denotes below 15 active members.

\*\*\* Red denotes 20% + loss.

\*\*\*\* Y - all 3 (President, Secretary, Treasurer) club officers reported, N - not all 3 reported.

\*\*\*\*\* Abbreviation: N-New, IP-Immediate Past, R-Repeat.




# Club Health Assessment for District 300A 5 through November 2025

			Status	Membership						Reports				Finance	LCIF	
Club Number	Club Name	Charter Date	Times in Status Quo in Past 2 Years	Current Member Count **	YTD Members Added	YTD Members Dropped	YTD Net Growth% ***	Member Count 1 Year Ago	Dropped Members Avg.Length of Service	Months Since Membership Update	Current Officers Reported ****	Current President Repeated Term	VP Reported *****	Last Date Reported Service (mm/yyyy)	Account Balance	YTD Donations
Clubs less than two years old																
187335	I Lan Glory	08/01/2025	Active	32	32	0	100.00%	0		0	Y			11/2025	90+ Days	
180228	Taitung Tung Ching	01/09/2025	Active	33	0	0	0.00%	0		3	Y	2	N	10/2025		
Clubs more than two years old																
35231	CHIAO HSI	03/07/1978	Active	37	2	3	-2.63%	45	3	1	Y			10/2025	90+ Days	\$1,000.02
Exc Award (06/30/2016, 06/30/2018)																
23375	HUALIEN	03/21/1964	Active	52	5	4	1.96%	51	15	0	Y		N	08/2025		\$16,002.60
34406	HUALIEN CENTER	08/19/1977	Active	31	5	2	10.71%	31	8	0	Y		N	11/2025		\$2,000.04
40326	HUALIEN CHUNG SHAN	08/27/1981	Active	31	7	6	3.33%	31	4	0	Y			11/2025		\$13,901.20
131689	Hualien Ci-Sin	06/26/2017	Active	34	6	0	21.43%	32		4	Y		N	10/2025		\$4,680.49
Exc Award (06/30/2018)																
48975	HUALIEN CITY LONG YEN	10/24/1988	Active	48	10	0	26.32%	48		1	Y		N	09/2025		\$2,000.25
Exc Award (06/30/2016, 06/30/2019, 06/30/2020)																
109307	HUALIEN EAST COAST	09/23/2010	Active	23	9	3	35.29%	31	1	0	Y		N	08/2025		
44247	HUALIEN FAN CHA LAI	09/27/1984	Active	46	5	0	12.20%	33		3	Y		N	11/2025		\$1,000.24
Exc Award (06/30/2016, 06/30/2020)																
42211	HUALIEN HSINCHENG	01/07/1983	Active	26	1	0	4.00%	32		0	Y		N	11/2025		\$1,250.75
67484	HUALIEN HUEI LAN	03/25/2003	Active	22	0	2	-8.33%	24	6	1	Y		N	11/2025		\$5,000.05
109218	HUALIEN JIN HUA	09/10/2010	Active	13	3	0	30.00%	12		4	Y		N	10/2025		\$1,000.02
Exc Award (06/30/2016, 06/30/2018)																
106778	HUALIEN JIN YING	10/19/2009	Active	20	1	0	5.26%	20		4	Y			07/2025		
126792	Hualien Kuai Le	02/15/2016	Active	21	3	0	16.67%	20		4	Y			09/2025		\$2,419.62
Exc Award (06/30/2020)																
49336	HUALIEN LIEN HUA	03/22/1989	Active	67	10	0	17.54%	56		3	Y		N	11/2025		\$20,056.47
Exc Award (06/30/2016, 06/30/2019)																
89386	HUALIEN TUNG YANG	10/06/2005	Active	32	2	0	6.67%	43		3	Y			11/2025		\$1,600.44
Exc Award (06/30/2016)																
23376	I LAN	07/14/1971	Active	49	2	0	4.26%	52		3	Y		N	11/2025		
Exc Award (06/30/2016)																



## Club Health Assessment for District 300A 5 through November 2025

			Status	Membership						Reports				Finance	LCIF	
Club Number	Club Name	Charter Date	Times in Status Quo in Past 2 Years	Current Member Count **	YTD Members Added	YTD Members Dropped	YTD Net Growth% ***	Member Count 1 Year Ago	Dropped Members Avg.Length of Service	Months Since Membership Update	Current Officers Reported ****	Current President Repeated Term	VP Reported *****	Last Date Reported Service (mm/yyyy)	Account Balance	YTD Donations
51202	I LAN CHI HUA	01/17/1991	Active	40	0	0	0.00%	47		2	Y		N	11/2025	90+ Days	\$2,810.38
Exc Award (06/30/2016, 06/30/2023)																
53605	I LAN CHUANG WEI	08/18/1992	Active	48	1	0	2.13%	47		3	Y		N	09/2025		\$2,000.48
52936	I LAN CHUNG SHAN	04/13/1992	Active	69	10	2	13.11%	65	17	0	Y		N	11/2025		\$9,301.67
Exc Award (06/30/2016, 06/30/2023)																
117687	I LAN ELITE	08/21/2012	Active	82	3	0	3.80%	94		4	Y		N	10/2025		\$4,000.30
Exc Award (06/30/2016, 06/30/2023)																
58396	I LAN ENTREPRENEUR	06/07/1996	Active	44	3	0	7.32%	42		1	Y		N	11/2025		\$2,413.72
53651	I LAN FU CHENG	09/02/1992	Active	40	13	0	48.15%	30		2	Y		N	11/2025		\$6,000.14
Exc Award (06/30/2019)																
68696	I LAN HSIEN Hsieh HO	04/19/2003	Active	52	7	6	1.96%	48	4	3	Y		N	10/2025		\$9,040.09
Exc Award (06/30/2016)																
49518	I LAN HSIEN LAN YOUNG	05/08/1989	Active	39	1	1	0.00%	41	1	2	Y		N	10/2025		\$3,000.79
155268	I Lan Lan Hsin	07/19/2023	Active	34	1	1	0.00%	38	2	1	Y		N	11/2025		\$11,602.72
139653	I Lan Phoenix	09/04/2019	Active	31	4	0	14.81%	31		0	Y		N	10/2025		\$3,090.34
Exc Award (06/30/2023)																
47884	I LAN RENASCENCE	11/17/1987	Active	39	2	1	2.63%	42	0	3	Y		N	11/2025		\$1,400.02
68695	I LAN SUCCESS	04/19/2003	Active	85	7	1	7.59%	81	11	2	Y		N	11/2025		\$8,000.55
Exc Award (06/30/2018)																
51111	I LAN TUNG KUAN	12/06/1990	Active	34	12	0	54.55%	29		2	Y		N	10/2025		\$3,000.72
57284	I LAN TZU HUI	08/15/1995	Active	35	2	0	6.06%	34		0	Y		N	11/2025	\$1,700.02	
65323	I LAN ZHONG YUAN	05/02/2002	Active	42	18	0	75.00%	32		0	Y		N	11/2025	\$200.00	
Exc Award (06/30/2019)																
39447	ILAN CENTRAL	02/05/1981	Active	76	6	0	8.57%	71		2	Y		N	11/2025	\$5,168.01	
48383	ILAN CITY MUH LAN	04/06/1988	Active	41	10	0	32.26%	35		2	Y			10/2025	\$5,900.33	
43036	ILAN SANHSING	09/08/1983	Active	36	1	0	2.86%	39		4	Y		N	10/2025	\$1,719.29	
43382	ILAN YUANSHAN	01/10/1984	Active	42	5	0	13.51%	41		2	Y		N	09/2025	\$21,500.56	
Exc Award (06/30/2018, 06/30/2023)																
23386	KEELUNG	04/07/1959	Active	20	0	1	-4.76%	24	2	2	Y		N	11/2025	\$11,001.07	
60723	KEELUNG AI HSIN	05/05/1998	Active	12	0	0	0.00%	18		2	Y		IP	11/2025	\$3,240.72	
23387	KEELUNG CENTRAL	12/23/1967	Active	27	5	0	22.73%	22		4	Y		N	10/2025	\$300.07	



# Club Health Assessment for District 300A 5 through November 2025

			Status	Membership						Reports				Finance	LCIF	
Club Number	Club Name	Charter Date	Times in Status Quo in Past 2 Years	Current Member Count **	YTD Members Added	YTD Members Dropped	YTD Net Growth% ***	Member Count 1 Year Ago	Dropped Members Avg.Length of Service	Months Since Membership Update	Current Officers Reported ****	Current President Repeated Term	VP Reported *****	Last Date Reported Service (mm/yyyy)	Account Balance	YTD Donations
49801	KEELUNG CENTURY	08/14/1989	Active	28	6	1	21.74%	20	0	2	Y		N	09/2025	90+ Days	
38988	KEELUNG CHUNG CHENG	10/23/1980	Active	14	2	0	16.67%	19		1	Y			11/2025		\$2,000.03
Exc Award (06/30/2019, 06/30/2023)																
55457	KEELUNG CHUNG HSIAO	03/23/1994	Active	18	0	0	0.00%	22		1	Y			11/2025		\$1,000.02
Exc Award (06/30/2019)																
57285	KEELUNG CHUNG SHAN	08/15/1995	Active	25	5	0	25.00%	21		4	N		N	10/2025		\$6,301.56
Exc Award (06/30/2019)																
44087	KEELUNG EVER GREEN	06/30/1984	Active	14	0	0	0.00%	14		0	Y		N	11/2025		\$2,000.48
62469	KEELUNG FENG HUANG	11/04/1999	Active	55	6	1	10.00%	51	9	2	Y		N	11/2025		\$19,123.68
Exc Award (06/30/2018, 06/30/2019)																
99543	KEELUNG HELLO	06/05/2007	Active	100	16	0	19.05%	84		0	Y		N	11/2025	\$35,109.48	
Exc Award (06/30/2016, 06/30/2019)																
48384	KEELUNG HSIN HO	04/06/1988	Status Quo(1)	10	0	0	0.00%	10		15	N	None		12/2022		
Exc Award (06/30/2023)																
52656	KEELUNG HSIN I	03/04/1992	Active	40	12	0	42.86%	31		4	Y		N	11/2025	\$28,603.67	
Exc Award (06/30/2019)																
123155	Keelung Ideal	09/19/2014	Active	30	6	2	15.38%	30	0	2	Y			11/2025	\$10,000.43	
Exc Award (06/30/2019)																
45186	KEELUNG JEN AI	06/19/1985	Active	14	1	0	7.69%	13		1	N	None		01/2022		
55570	KEELUNG KUAN TU	04/18/1994	Active	15	1	0	7.14%	15		1	Y		N	09/2025		
49802	KEELUNG KWANG HUA	08/14/1989	Active	12	3	1	20.00%	15	26	2	Y			01/2022	\$490.17	
49136	KEELUNG MUH LAN	01/06/1989	Active	31	5	0	19.23%	29		0	Y		N	11/2025	\$23,715.72	
Exc Award (06/30/2018)																
51894	KEELUNG OCEANIC	07/15/1991	Active	29	6	0	26.09%	26		4	Y		N	09/2025	\$8,001.90	
51949	KEELUNG ORIENT	08/12/1991	Active	27	1	0	3.85%	34		4	Y		N	11/2025	\$3,000.94	
Exc Award (06/30/2016, 06/30/2019, 06/30/2020)																
47008	KEELUNG PEACE	03/03/1987	Active	24	5	0	26.32%	21		0	Y	2		11/2025	\$6,000.12	
Exc Award (06/30/2020)																
38498	KEELUNG PORT L C	05/14/1980	Active	19	0	0	0.00%	19		0	Y		R	10/2025	\$2,000.02	
54808	KEELUNG TSUR HUEI	08/05/1993	Active	55	1	0	1.85%	56		2	Y		N	11/2025	\$27,708.32	
Exc Award (06/30/2016)																



## Club Health Assessment for District 300A 5 through November 2025

			Status	Membership						Reports				Finance	LCIF	
Club Number	Club Name	Charter Date	Times in Status Quo in Past 2 Years	Current Member Count **	YTD Members Added	YTD Members Dropped	YTD Net Growth% ***	Member Count 1 Year Ago	Dropped Members Avg.Length of Service	Months Since Membership Update	Current Officers Reported ****	Current President Repeated Term	VP Reported *****	Last Date Reported Service (mm/yyyy)	Account Balance	YTD Donations
40444	KEELUNG TZYH CHYANG L C	10/22/1981	Active	22	0	0	0.00%	24		4	Y	2	N	09/2021		\$2,000.04
51485	KEELUNG UNITED	03/28/1991	Active	37	7	0	23.33%	33		0	Y		N	10/2025		\$6,001.57
89213	KEELUNG YI PINYI	08/30/2005	Active(1)	24	2	0	9.09%	23		3	Y		N	11/2025		\$6,001.00
129171	Keelung Zhen-Xing Campus	10/20/2016	Active	18	0	0	0.00%	23		4	Y		N	11/2025		\$100.00
23388	KUANG FU	06/15/1973	Active	25	2	0	8.70%	23		3	Y		N	08/2025		
23390	LO TUNG	04/30/1969	Active	89	8	0	9.88%	91		1	N		N	11/2025		\$2,000.33
23391	MEI LUN	04/24/1972	Active	51	8	2	13.33%	53	3	2	Y		N	08/2025		\$6,039.25
Exc Award (06/30/2016)																
137352	Ocean University	02/01/2019	Active	20	6	2	25.00%	24	1	0	N			07/2025		
23401	SU AO	04/25/1970	Active	56	4	1	5.66%	55	55	2	Y		N	11/2025		\$3,000.72
23459	TAITUNG	01/28/1967	Active	29	3	0	11.54%	29		3	Y		N	08/2025		\$17,001.02
Exc Award (06/30/2016)																
37380	TAITUNG CHENG KUNG L C	06/29/1979	Active	25	0	0	0.00%	27		2	Y		R	08/2025		
49008	TAITUNG CITY TUNG LAN	11/09/1988	Active	30	6	2	15.38%	31	1	3	Y		N	10/2025		\$5,000.33
Exc Award (06/30/2023)																
51679	TAITUNG HSIEN CHUNG HSING	05/13/1991	Active	36	1	2	-2.70%	37	3	3	Y		N	11/2025		\$4,701.19
Exc Award (06/30/2018)																
61800	TAITUNG HSIEN GREEN ISLAND	04/21/1999	Active	24	4	0	20.00%	20		2	Y		N	08/2025		\$1,000.02
50427	TAITUNG HSIEN HSIN SHENG	04/17/1990	Active	58	13	0	28.89%	49		0	Y		N	07/2025		
152817	Taitung Hsien Lanyu	10/21/2022	Active	30	0	0	0.00%	30		2	N		N	09/2025		
50139	TAITUNG HSIEN LEE YU SHAN	01/29/1990	Active	30	0	4	-11.76%	35	2	4	Y		R	08/2025		\$2,000.04
23461	TAITUNG KUAN SAN	02/04/1968	Active	21	1	0	5.00%	25		4	Y		N	11/2025		\$1,420.24
59924	TAITUNG TAI MA LI	08/29/1997	Active	23	2	0	9.52%	24		3	Y		N	09/2025		
55571	TAITUNG TUNG HORNG	04/18/1994	Active	29	1	0	3.57%	29		4	Y		R	08/2025		\$1,000.01
38989	TAITUNG TZU CHIANG	10/23/1980	Active	37	0	0	0.00%	43		4	Y		N	08/2025		
34324	TONG SAN L C	07/28/1977	Active	29	1	0	3.57%	32		0	Y			08/2025		\$3,100.08
Exc Award (06/30/2018)																
34325	TOU CHEN L C	07/28/1977	Active	24	6	0	33.33%	20		1	Y			11/2025		\$1,330.46
Exc Award (06/30/2023)																



## Club Health Assessment for District 300A 5 through November 2025

INTERNATIONAL

Club Number	Club Name	Charter Date	Status	Membership					Reports				Finance	LCIF		
			Times in Status Quo in Past 2 Years	Current Member Count **	YTD Members Added	YTD Members Dropped	YTD Net Growth% ***	Member Count 1 Year Ago	Dropped Members Avg.Length of Service	Months Since Membership Update	Current Officers Reported ****	Current President Repeated Term	VP Reported *****	Last Date Reported Service (mm/yyyy)	Account Balance	YTD Donations
35233	WU CHIEH L C	03/12/1978	Active	31	1	0	3.33%	31		4	Y		N	11/2025		\$5,001.55
139189	Yi-Lan Jiou Chiung Internet	07/11/2019	Active	33	6	1	17.86%	44	1	4	Y			09/2025		\$2,000.04

Clubs Cancelled Previous Fiscal Year – Clubs Cancelled within last 12 months may be reinstated

Club Number	Club Name	Charter Date	Current Status*	Cancellation Date
125715	I Lan Kavalan Campus	08/27/2015	Cancelled(8*)	06/29/2025

Current Total Clubs Count	YTD New Clubs Count	YTD Cancelled Clubs Count	YTD Net Club Gain	Current Total Members Count	YTD Add	YTD Drop	YTD Net Growth	YTD Net Growth %	Member Count 12 Months Ago	Average Member Count Per Club	% of Clubs with less than 20 members	% No Officer Report in 12 Months	% of Clubs with balance 90+ days	Number of Clubs in Status Quo	% Status Quo Clubs in Financial Suspension	Number of Cancelled Clubs	Average Cancelled Club Age	Members Lost Due to Cancellation	% of Clubs Cancelled for Non-Financial Reasons
84	1	0	1	2,976	372	52	320	12.05%	2,897	35	13%	1%	5%	1	100%	0	0	0	0%

\* - P - Priority Club. Cancellation Reasons: 1-Objectives/conduct, 2-Non-active club, 5-Non-existing club, 6-Disbanding, 7-Merger, 8-Financial Suspension, 9-District/Multiple District Dues.

\*\* Red denotes below 15 active members.

\*\*\* Red denotes 20% + loss.

\*\*\*\* Y - all 3 (President, Secretary, Treasurer) club officers reported, N - not all 3 reported.

\*\*\*\*\* Abbreviation: N-New, IP-Immediate Past, R-Repeat.



# Club Health Assessment for District 300E 1 through November 2025

			Status		Membership					Reports				Finance		LCIF
Club Number	Club Name	Charter Date	Times in Status Quo in Past 2 Years	Current Member Count **	YTD Members Added	YTD Members Dropped	YTD Net Growth% ***	Member Count 1 Year Ago	Dropped Members Avg.Length of Service	Months Since Membership Update	Current Officers Reported ****	Current President Repeated Term	VP Reported *****	Last Date Reported Service (mm/yyyy)	Account Balance	YTD Donations
Clubs less than two years old																
157362	Chiayi Chia Da	03/05/2024	Active	22	13	1	120.00%	34	1	3	Y					\$10,000.00
180799	Chiayi Loong Men	02/14/2025	Active	28	3	0	12.00%	0		1	Y	2				\$25,000.00
157294	Tainan City Formosa Korean Culture Exc Award (06/30/2025)	02/07/2024	Active	22	3	4	-4.35%	22	2	4	Y			04/2025		\$3,000.00
171866	Tainan Formosa Beauty Industry Elite Exc Award (06/30/2025)	06/13/2024	Active	33	8	0	32.00%	30		2	Y			11/2025		\$1,000.00
157730	Tainan Gold Ding Exc Award (06/30/2025)	03/19/2024	Active	40	2	1	2.56%	43	1	1	Y			10/2025		\$7,000.00
Clubs more than two years old																
23364	CHIAYI Exc Award (06/30/2017, 06/30/2018, 06/30/2019, 06/30/2020, 06/30/2021, 06/30/2024)	05/22/1960	Active	80	2	1	1.27%	84	15	1	Y			12/2022		\$2,000.00
40269	CHIAYI A LI SHAN Exc Award (06/30/2017, 06/30/2018, 06/30/2020, 06/30/2021, 06/30/2024)	07/21/1981	Active	68	3	0	4.62%	71		4	Y			01/2024		\$21,000.00
130605	Chiayi Chia Chung Exc Award (06/30/2020, 06/30/2022, 06/30/2024, 06/30/2025)	03/31/2017	Active	24	6	2	20.00%	26	2	1	Y			02/2024		\$3,000.00
47997	CHIAYI CHIA FONG Exc Award (06/30/2016, 06/30/2018, 06/30/2020, 06/30/2022, 06/30/2023, 06/30/2024)	12/28/1987	Active	80	6	1	6.67%	79	0	4	Y			10/2023		\$8,000.00
66580	CHIAYI CHIA HWA Exc Award (06/30/2016, 06/30/2020, 06/30/2021, 06/30/2024)	08/27/2002	Active	26	10	5	23.81%	25	3	1	Y			11/2025		\$3,000.00
48270	CHIAYI CHIA NEU Exc Award (06/30/2016, 06/30/2019, 06/30/2020, 06/30/2022, 06/30/2025)	03/11/1988	Active	51	7	0	15.91%	46		1	Y			03/2023		\$17,000.00
47441	CHIAYI CHIA TAI Exc Award (06/30/2016, 06/30/2017, 06/30/2018, 06/30/2019, 06/30/2020, 06/30/2021)	06/05/1987	Active	69	31	2	72.50%	48	30	0	Y			03/2025		\$7,000.00




## Club Health Assessment for District 300E 1 through November 2025

			Status	Membership						Reports				Finance	LCIF	
Club Number	Club Name	Charter Date	Times in Status Quo in Past 2 Years	Current Member Count **	YTD Members Added	YTD Members Dropped	YTD Net Growth% ***	Member Count 1 Year Ago	Dropped Members Avg.Length of Service	Months Since Membership Update	Current Officers Reported ****	Current President Repeated Term	VP Reported *****	Last Date Reported Service (mm/yyyy)	Account Balance	YTD Donations
56587	CHIAYI HSIEN SHING KONG	02/28/1995	Active	32	4	1	10.34%	31	3	2	Y			09/2025		\$3,000.00
	Exc Award (06/30/2017, 06/30/2019, 06/30/2023)															
48271	CHIAYI HUI LAN	03/11/1988	Active	35	2	0	6.06%	37		2	Y			02/2022		\$9,000.00
	Exc Award (06/30/2016, 06/30/2019, 06/30/2023, 06/30/2024)															
84051	CHIAYI JEN SHAN MEI	08/17/2004	Active	30	12	2	50.00%	25	12	0	Y			07/2025		\$5,000.00
	Exc Award (06/30/2017, 06/30/2018, 06/30/2019, 06/30/2020, 06/30/2021, 06/30/2023)															
43917	CHIAYI LAN TAN	05/21/1984	Active	48	1	0	2.13%	49		3	Y			12/2021		\$7,000.00
	Exc Award (06/30/2016, 06/30/2019, 06/30/2021, 06/30/2022, 06/30/2023)															
78505	CHIAYI PEI HUI	03/18/2004	Active	32	3	1	6.67%	32	7	2	Y			01/2025		\$9,000.00
	Exc Award (06/30/2018, 06/30/2019, 06/30/2020, 06/30/2021, 06/30/2025)															
151834	Chiayi Sincerity	08/02/2022	Active	17	4	0	30.77%	17		2	Y			11/2023		\$1,000.00
64819	CHIAYI TAO CHENG	12/04/2001	Active	31	7	0	29.17%	29		3	Y			02/2025		\$2,000.00
	Exc Award (06/30/2016, 06/30/2017, 06/30/2018, 06/30/2020, 06/30/2021)															
30210	CHIAYI WU FONG	02/05/1975	Active	61	7	0	12.96%	57		4	Y			11/2024		\$8,000.00
	Exc Award (06/30/2016, 06/30/2018, 06/30/2020, 06/30/2021)															
68741	CHIAYI YI HWA	05/12/2003	Active	38	4	0	11.76%	39		3	Y			10/2022	90+ Days	\$3,000.00
	Exc Award (06/30/2016, 06/30/2019, 06/30/2020, 06/30/2021, 06/30/2023, 06/30/2024)															
54861	CHIAYI YUH SHAN	09/09/1993	Active	64	9	1	14.29%	64	2	1	Y			09/2025		\$14,000.00
	Exc Award (06/30/2017, 06/30/2018, 06/30/2019, 06/30/2020, 06/30/2021, 06/30/2023, 06/30/2024, 06/30/2025)															
85925	MAILIAO	03/21/2005	Active	45	5	0	12.50%	43		3	Y			08/2022		\$13,000.00
	Exc Award (06/30/2016, 06/30/2017, 06/30/2018, 06/30/2019, 06/30/2020, 06/30/2021, 06/30/2023)															
23394	PEIKANG	03/20/1967	Active	53	5	2	6.00%	55	4	0	Y			09/2025		\$7,000.00
	Exc Award (06/30/2016, 06/30/2018, 06/30/2021, 06/30/2023, 06/30/2024)															
35232	PU TZU	03/31/1978	Active	29	15	0	107.14%	20		3	Y			10/2024		\$2,000.00




## Club Health Assessment for District 300E 1 through November 2025

			Status	Membership					Reports				Finance	LCIF		
Club Number	Club Name	Charter Date	Times in Status Quo in Past 2 Years	Current Member Count **	YTD Members Added	YTD Members Dropped	YTD Net Growth% ***	Member Count 1 Year Ago	Dropped Members Avg.Length of Service	Months Since Membership Update	Current Officers Reported ****	Current President Repeated Term	VP Reported *****	Last Date Reported Service (mm/yyyy)	Account Balance	YTD Donations
Exc Award (06/30/2016, 06/30/2019, 06/30/2020, 06/30/2021, 06/30/2023)	56467 TAI HSI	01/25/1995	Active	40	3	0	8.11%	43		4	Y			04/2025		\$12,000.00
Exc Award (06/30/2016, 06/30/2018, 06/30/2020, 06/30/2023)	53480 TAINAN AN NAN	07/01/1992	Active	56	6	2	7.69%	53	17	2	Y			10/2024		\$13,000.00
Exc Award (06/30/2016, 06/30/2020, 06/30/2021, 06/30/2022, 06/30/2023, 06/30/2025)	30289 TAINAN CAPITAL	02/24/1975	Active	32	3	1	6.67%	34	16	3	Y			03/2022		\$6,000.00
Exc Award (06/30/2016, 06/30/2017, 06/30/2018, 06/30/2020, 06/30/2024)	23416 TAINAN CENTRAL	03/18/1970	Active	32	1	2	-3.03%	37	10	0	Y			11/2025		\$1,000.00
Exc Award (06/30/2016, 06/30/2020, 06/30/2023, 06/30/2024)	23417 TAINAN CHENG KUNG	11/15/1963	Active	29	1	3	-6.45%	28	7	2	N			01/2025		
Exc Award (06/30/2017, 06/30/2018, 06/30/2021, 06/30/2024)	62717 TAINAN CHI HSIANG	01/18/2000	Active	28	2	1	3.70%	34	7	3	Y			05/2023		\$1,000.00
Exc Award (06/30/2016, 06/30/2017, 06/30/2018, 06/30/2021, 06/30/2024)	41390 TAINAN CHIA LI	05/11/1982	Active	38	5	0	15.15%	36		3	Y			03/2025		\$4,000.00
Exc Award (06/30/2016, 06/30/2017, 06/30/2019, 06/30/2021, 06/30/2022)	30116 TAINAN CHIH KAN	01/06/1975	Active	34	3	2	3.03%	36	29	0	Y			04/2023		\$5,000.00
Exc Award (06/30/2017, 06/30/2021, 06/30/2024)	39076 TAINAN CHIN CHENG	11/05/1980	Active	32	6	0	23.08%	30		1	Y			08/2024		\$4,000.00
Exc Award (06/30/2017, 06/30/2019, 06/30/2022, 06/30/2024)	48187 TAINAN CHUEN HUEI	02/15/1988	Active	20	4	1	17.65%	22	45	1	Y			01/2023		\$2,000.00
Exc Award (06/30/2016, 06/30/2018, 06/30/2021, 06/30/2022, 06/30/2025)	54862 TAINAN CHUN WANG	09/09/1993	Active	33	5	1	13.79%	29	1	3	Y			12/2022		\$4,000.00
Exc Award (06/30/2017, 06/30/2019, 06/30/2022, 06/30/2025)	54219 TAINAN CHUN YING	03/11/1993	Active	18	1	0	5.88%	23		4	Y			08/2025		\$3,000.00
Exc Award (06/30/2016, 06/30/2017, 06/30/2018, 06/30/2023, 06/30/2024)																



# Club Health Assessment for District 300E 1 through November 2025

			Status	Membership						Reports				Finance	LCIF	
Club Number	Club Name	Charter Date	Times in Status Quo in Past 2 Years	Current Member Count **	YTD Members Added	YTD Members Dropped	YTD Net Growth% ***	Member Count 1 Year Ago	Dropped Members Avg.Length of Service	Months Since Membership Update	Current Officers Reported ****	Current President Repeated Term	VP Reported *****	Last Date Reported Service (mm/yyyy)	Account Balance	YTD Donations
38708	TAINAN CHUNG CHENG	06/26/1980	Active	23	4	1	15.00%	23	0	0	Y			12/2021		\$3,000.00
	Exc Award (06/30/2018, 06/30/2020, 06/30/2021, 06/30/2023)															
37182	TAINAN CHUNG SHAN	05/24/1979	Active	46	6	1	12.20%	43	8	0	Y			12/2024		\$21,000.00
	Exc Award (06/30/2016, 06/30/2018, 06/30/2019, 06/30/2021, 06/30/2022, 06/30/2024)															
32668	TAINAN DOWNTOWN	08/09/1976	Active	23	10	1	64.29%	23	1	0	Y			06/2025		\$2,000.00
	Exc Award (06/30/2016, 06/30/2017, 06/30/2018, 06/30/2019, 06/30/2021, 06/30/2023)															
109146	TAINAN ETERNITY	09/01/2010	Active	34	3	0	9.68%	31		2	Y			05/2025		\$5,000.00
	Exc Award (06/30/2019, 06/30/2021, 06/30/2022, 06/30/2023, 06/30/2024)															
23415	TAINAN FIRST	01/28/1959	Active	61	5	1	7.02%	61	3	0	Y			12/2024		\$12,000.00
	Exc Award (06/30/2016, 06/30/2017, 06/30/2020, 06/30/2022, 06/30/2025)															
23418	TAINAN FU CHENG	10/19/1973	Active	33	1	0	3.13%	33		3	Y			09/2024		\$10,000.00
	Exc Award (06/30/2016, 06/30/2017, 06/30/2018, 06/30/2020, 06/30/2021, 06/30/2023, 06/30/2024)															
23419	TAINAN HSIEN	06/01/1966	Active	64	5	3	3.23%	66	11	1	Y			01/2024		\$10,000.00
	Exc Award (06/30/2016, 06/30/2019, 06/30/2021, 06/30/2023, 06/30/2024)															
56977	TAINAN HSIN FENG	05/17/1995	Active	44	1	1	0.00%	45	11	4	Y			11/2023		\$18,000.00
	Exc Award (06/30/2016, 06/30/2018, 06/30/2020, 06/30/2022, 06/30/2024)															
50266	TAINAN HSIN FONG	03/01/1990	Active	25	1	0	4.17%	29		3	N	None		03/2022		\$10,000.00
	Exc Award (06/30/2018, 06/30/2020)															
61595	TAINAN HUI CHUN	03/08/1999	Active	20	3	5	-9.09%	22	8	0	Y			11/2024		\$3,000.00
	Exc Award (06/30/2016, 06/30/2017, 06/30/2019, 06/30/2025)															
51999	TAINAN JEN SHANN MEEI	09/09/1991	Active	26	3	4	-3.70%	29	2	3	Y			12/2021		\$6,000.00
	Exc Award (06/30/2016, 06/30/2018, 06/30/2021, 06/30/2022, 06/30/2023, 06/30/2024)															
36501	TAINAN JEN-AI	01/05/1979	Active	28	5	1	16.67%	28	1	0	Y			03/2022		\$2,000.00
	Exc Award (06/30/2016, 06/30/2017, 06/30/2018, 06/30/2023, 06/30/2024)															



# Club Health Assessment for District 300E 1 through November 2025

			Status	Membership						Reports				Finance	LCIF	
Club Number	Club Name	Charter Date	Times in Status Quo in Past 2 Years	Current Member Count **	YTD Members Added	YTD Members Dropped	YTD Net Growth% ***	Member Count 1 Year Ago	Dropped Members Avg.Length of Service	Months Since Membership Update	Current Officers Reported ****	Current President Repeated Term	VP Reported *****	Last Date Reported Service (mm/yyyy)	Account Balance	YTD Donations
61755	TAINAN KUEI JEN	04/05/1999	Active	39	1	1	0.00%	44	23	4	Y			03/2023		\$5,000.00
	Exc Award (06/30/2016, 06/30/2017, 06/30/2019, 06/30/2021, 06/30/2023, 06/30/2025)															
132226	Tainan Love Taiwan	07/19/2017	Active	20	1	1	0.00%	20	1	3	N			10/2024		\$3,000.00
	Exc Award (06/30/2021, 06/30/2025)															
43387	TAINAN LUNG HSING	01/17/1984	Active	38	0	2	-5.00%	39	17	3	Y			11/2025		\$5,000.00
	Exc Award (06/30/2016, 06/30/2017, 06/30/2021, 06/30/2022, 06/30/2024)															
55703	TAINAN MA DOW	05/11/1994	Active	23	1	0	4.55%	23		4	Y			11/2022		\$7,000.00
	Exc Award (06/30/2016, 06/30/2022, 06/30/2024)															
33897	TAINAN METROPOLIS	05/06/1977	Active	32	4	0	14.29%	28		0	Y			07/2022		\$5,000.00
	Exc Award (06/30/2016, 06/30/2017, 06/30/2020, 06/30/2021)															
43918	TAINAN MING JEN	05/22/1984	Active	33	2	0	6.45%	35		3	Y			08/2025		\$3,000.00
	Exc Award (06/30/2018, 06/30/2023, 06/30/2025)															
48188	TAINAN NAN FONG	02/22/1988	Active	52	16	0	44.44%	69		0	Y			10/2024		\$17,000.00
	Exc Award (06/30/2018, 06/30/2020, 06/30/2022, 06/30/2024)															
55569	TAINAN NAN YING	04/14/1994	Active	44	2	0	4.76%	39		3	Y			11/2022		\$9,000.00
	Exc Award (06/30/2016, 06/30/2018, 06/30/2020, 06/30/2021, 06/30/2022, 06/30/2023)															
101547	TAINAN NAN YINNG	03/12/2008	Active	22	2	0	10.00%	19		2	Y			10/2024		\$2,000.00
	Exc Award (06/30/2018, 06/30/2020, 06/30/2023, 06/30/2024)															
121731	Tainan Nan-I	03/31/2014	Active	36	3	0	9.09%	34		0	Y			01/2023		\$7,000.00
	Exc Award (06/30/2017, 06/30/2019, 06/30/2022, 06/30/2024)															
67016	TAINAN NANTU	12/06/2002	Active	37	7	0	23.33%	36		0	Y			06/2022		\$17,000.00
	Exc Award (06/30/2017, 06/30/2019, 06/30/2020, 06/30/2021, 06/30/2022, 06/30/2023, 06/30/2024)															
54731	TAINAN PEI MENG	07/08/1993	Active	31	4	1	10.71%	29	2	3	Y			12/2021		\$3,000.00
	Exc Award (06/30/2019, 06/30/2020, 06/30/2021, 06/30/2024, 06/30/2025)															
41752	TAINAN PHOENIX	07/20/1982	Active	32	5	1	14.29%	33	1	2	Y			11/2024		\$11,230.00



## Club Health Assessment for District 300E 1 through November 2025

			Status	Membership						Reports				Finance	LCIF	
Club Number	Club Name	Charter Date	Times in Status Quo in Past 2 Years	Current Member Count **	YTD Members Added	YTD Members Dropped	YTD Net Growth% ***	Member Count 1 Year Ago	Dropped Members Avg.Length of Service	Months Since Membership Update	Current Officers Reported ****	Current President Repeated Term	VP Reported *****	Last Date Reported Service (mm/yyyy)	Account Balance	YTD Donations
Exc Award (06/30/2016, 06/30/2019, 06/30/2021, 06/30/2023)																
32298	TAINAN PO AI	05/21/1976	Active	53	3	0	6.00%	54		0	Y			10/2024		\$4,000.00
Exc Award (06/30/2016, 06/30/2017, 06/30/2019, 06/30/2020, 06/30/2023, 06/30/2024)																
40672	TAINAN PO JEN	12/31/1981	Active	28	2	2	0.00%	30	4	2	Y			12/2022		\$3,000.00
Exc Award (06/30/2016, 06/30/2018, 06/30/2020, 06/30/2021, 06/30/2022)																
125601	Tainan Prospect	08/11/2015	Active	21	3	0	16.67%	24		2	Y			04/2025		\$3,000.00
Exc Award (06/30/2016, 06/30/2018)																
131204	Tainan Ren-De	06/15/2017	Active	14	2	0	16.67%	17		3	Y			02/2025		
96671	TAINAN RU YIH	03/17/2006	Active	25	11	0	78.57%	22		1	Y			11/2022		\$3,000.00
Exc Award (06/30/2022, 06/30/2023)																
99609	TAINAN SIN HUA	06/19/2007	Active	14	1	1	0.00%	16	2	1	N			01/2019		
Exc Award (06/30/2019, 06/30/2021, 06/30/2024)																
99501	TAINAN SIN SHIH	05/29/2007	Active	22	2	0	10.00%	21		2	Y			12/2022		\$5,000.00
Exc Award (06/30/2016, 06/30/2017, 06/30/2023)																
137088	Tainan Tapani	01/02/2019	Active	28	6	0	27.27%	26		0	Y			11/2024		\$3,000.00
Exc Award (06/30/2023, 06/30/2024)																
51714	TAINAN TZU CHIANG	05/23/1991	Active	36	4	1	9.09%	37	3	0	Y			01/2022		\$5,000.00
Exc Award (06/30/2016, 06/30/2017, 06/30/2020, 06/30/2023)																
49213	TAINAN UNION	02/14/1989	Active	60	10	0	20.00%	66		0	Y			06/2025		\$22,000.00
Exc Award (06/30/2018, 06/30/2021, 06/30/2022, 06/30/2023, 06/30/2024)																
23420	TAINAN WEST	01/25/1969	Active	29	0	1	-3.33%	35	2	4	Y			12/2022		\$2,000.00
Exc Award (06/30/2019, 06/30/2020, 06/30/2023)																
103645	TAINAN XIANG YANG	09/18/2008	Active	15	3	1	15.38%	16	1	0	Y			12/2022		
Exc Award (06/30/2019, 06/30/2020, 06/30/2021, 06/30/2023)																
23421	TAINAN YEN PIN	04/18/1970	Active	37	6	0	19.35%	33		2	Y			11/2024		\$19,000.00
Exc Award (06/30/2016, 06/30/2017, 06/30/2019, 06/30/2022, 06/30/2023, 06/30/2024, 06/30/2025)																




## Club Health Assessment for District 300E 1 through November 2025

			Status	Membership						Reports				Finance	LCIF	
Club Number	Club Name	Charter Date	Times in Status Quo in Past 2 Years	Current Member Count **	YTD Members Added	YTD Members Dropped	YTD Net Growth% ***	Member Count 1 Year Ago	Dropped Members Avg.Length of Service	Months Since Membership Update	Current Officers Reported ****	Current President Repeated Term	VP Reported *****	Last Date Reported Service (mm/yyyy)	Account Balance	YTD Donations
56006	TAINAN YEN SHUI	07/19/1994	Active	51	1	1	0.00%	52	2	0	Y			03/2022		\$4,000.00
	Exc Award (06/30/2017, 06/30/2019, 06/30/2020, 06/30/2021, 06/30/2022, 06/30/2023, 06/30/2024)															
34992	TAINAN YUNG KANG	01/16/1978	Active	51	2	0	4.08%	48		3	Y			09/2024		\$20,000.00
	Exc Award (06/30/2016, 06/30/2017, 06/30/2021, 06/30/2022, 06/30/2023)															
48125	TAINAN YUNG MEI	02/01/1988	Active	33	3	0	10.00%	32		0	Y			01/2025		\$4,000.00
	Exc Award (06/30/2016, 06/30/2017, 06/30/2020, 06/30/2021)															
34552	THE CENTRAL OF TAINAN HSIEN	10/20/1977	Active	52	1	1	0.00%	59	1	4	Y			09/2024		\$3,000.00
	Exc Award (06/30/2019, 06/30/2020, 06/30/2022, 06/30/2023, 06/30/2024)															
42582	TOUNAN	04/11/1983	Active	36	13	0	56.52%	34		0	Y			10/2024		\$6,000.00
	Exc Award (06/30/2017, 06/30/2018, 06/30/2019)															
23470	YUNLIN	06/15/1963	Active	42	2	3	-2.33%	44	16	1	Y			10/2024		\$5,000.00
	Exc Award (06/30/2017, 06/30/2020, 06/30/2022, 06/30/2023, 06/30/2025)															
152235	Yunlin Formosa Holistic Aromatherapy	08/18/2022	Active	16	3	0	23.08%	29		1	Y			10/2024		\$3,000.00
59903	YUNLIN HSIEN ERG LUN	08/14/1997	Active	36	3	1	5.88%	34	0	2	Y			03/2025		\$1,000.00
	Exc Award (06/30/2018, 06/30/2020, 06/30/2021, 06/30/2022, 06/30/2024)															
56300	YUNLIN HSIEN HSI LO	12/05/1994	Active	45	3	0	7.14%	50		1	Y			04/2025		\$3,000.00
	Exc Award (06/30/2016, 06/30/2017, 06/30/2021, 06/30/2022)															
49422	YUNLIN HSIEN HU NEU	04/19/1989	Active	47	5	0	11.90%	42		2	Y			10/2025		\$15,000.00
	Exc Award (06/30/2018, 06/30/2019, 06/30/2020, 06/30/2021)															
39451	YUNLIN HSIEN HU WEI	02/04/1981	Active	41	2	0	5.13%	42		2	Y			10/2025		\$5,000.00
	Exc Award (06/30/2018, 06/30/2023)															
47998	YUNLIN HSIEN KO HU	12/21/1987	Active	21	1	0	5.00%	22		3	Y			01/2019		\$4,000.00
	Exc Award (06/30/2016, 06/30/2020, 06/30/2023, 06/30/2024)															
58151	YUNLIN HSIEN LUAN BEY	04/18/1996	Active	51	1	0	2.00%	52		3	Y			05/2025		\$5,000.00
	Exc Award (06/30/2019, 06/30/2020, 06/30/2021, 06/30/2022, 06/30/2023)															



## Club Health Assessment for District 300E 1 through November 2025

			Status	Membership						Reports				Finance	LCIF	
Club Number	Club Name	Charter Date	Times in Status Quo in Past 2 Years	Current Member Count **	YTD Members Added	YTD Members Dropped	YTD Net Growth***	Member Count 1 Year Ago	Dropped Members Avg.Length of Service	Months Since Membership Update	Current Officers Reported ****	Current President Repeated Term	VP Reported *****	Last Date Reported Service (mm/yyyy)	Account Balance	YTD Donations
50425	YUNLIN HSIEN NAN HUI	04/17/1990	Active	28	7	0	33.33%	25		2	Y			09/2025		\$4,000.00
	Exc Award (06/30/2017, 06/30/2018, 06/30/2024, 06/30/2025)															
48625	YUNLIN HSIEN PEI ING	05/23/1988	Active	43	0	7	-14.00%	48	6	1	Y			12/2024		\$14,000.00
	Exc Award (06/30/2017, 06/30/2018, 06/30/2020, 06/30/2022, 06/30/2023, 06/30/2024, 06/30/2025)															
54788	YUNLIN HSIEN SHUI LIN	07/23/1993	Active	18	6	2	28.57%	16	1	3	Y			09/2024		
	Exc Award (06/30/2019, 06/30/2020, 06/30/2023, 06/30/2025)															
47999	YUNLIN HSIEN TO KO	12/21/1987	Active	6	0	0	0.00%	6		22	N	None		01/2019		
	Exc Award (06/30/2016, 06/30/2018)															
59598	YUNLIN HSIEN TOU LIU	05/29/1997	Active	66	4	1	4.76%	66	13	1	Y			10/2025		\$12,000.00
	Exc Award (06/30/2016, 06/30/2018, 06/30/2019, 06/30/2021, 06/30/2022)															
60219	YUNLIN HSIEN TUNG HSIN	12/23/1997	Active	40	2	0	5.26%	38		3	Y			05/2025		\$1,000.00
	Exc Award (06/30/2017, 06/30/2018, 06/30/2019, 06/30/2021, 06/30/2024)															
53111	YUNLIN HSIEN YUN FONG	05/18/1992	Active	59	6	0	11.32%	55		3	Y			11/2024		\$5,000.00
	Exc Award (06/30/2016, 06/30/2017, 06/30/2021, 06/30/2022, 06/30/2023, 06/30/2024)															

Clubs Cancelled Previous Fiscal Year – Clubs Cancelled within last 12 months may be reinstated

Club Number	Club Name	Charter Date	Current Status*	Cancellation Date
156811	Chiayi Summit	12/14/2023	Cancelled(6*)	06/29/2025

Current Total Clubs Count	YTD New Clubs Count	YTD Cancelled Clubs Count	YTD Net Club Gain	Current Total Members Count	YTD Add	YTD Drop	YTD Net Growth	YTD Net Growth %	Member Count 12 Months Ago	Average Member Count Per Club	% of Clubs with less than 20 members	% No Officer Report in 12 Months	% of Clubs with balance 90+ days	Number of Clubs in Status Quo	% Status Quo Clubs in Financial Suspension	Number of Cancelled Clubs	Average Cancelled Club Age	Members Lost Due to Cancellation	% of Clubs Cancelled for Non-Financial Reasons
95	0	0	0	3,480	425	83	342	10.90%	3,483	37	8%	2%	1%	0	0%	0	0	0	0%

\* - P - Priority Club. Cancellation Reasons: 1-Objectives/conduct, 2-Non-active club, 5-Non-existing club, 6-Disbanding, 7-Merger, 8-Financial Suspension, 9-District/Multiple District Dues.

\*\* Red denotes below 15 active members.

\*\*\* Red denotes 20% + loss.

\*\*\*\* Y - all 3 (President, Secretary, Treasurer) club officers reported, N - not all 3 reported.

\*\*\*\*\* Abbreviation: N-New, IP-Immediate Past, R-Repeat.



## Club Health Assessment for District 300E 2 through November 2025

			Status	Membership					Reports				Finance		LCIF															
Club Number	Club Name	Charter Date	Times in Status Quo in Past 2 Years	Current Member Count **	YTD Members Added	YTD Members Dropped	YTD Net Growth% ***	Member Count 1 Year Ago	Dropped Members Avg.Length of Service	Months Since Membership Update	Current Officers Reported ****	Current President Repeated Term	VP Reported *****	Last Date Reported Service (mm/yyyy)	Account Balance	YTD Donations														
Clubs less than two years old																														
174989	Kaohsiung City Lu Lei	08/12/2024															Active	34	7	0	25.93%	35	4	Y	2				\$1,000.00	
187803	Kaohsiung City Mei Nung	08/01/2025															Active	30	30	0	100.00%	0	3	Y					\$4,000.00	
189414	Pingtung Hsiao Liuqiu	08/27/2025															Active	30	30	0	100.00%	0	2	Y			11/2025			
190175	Pingtung Hsin Yueh	09/22/2025	Newly Chartered	30	32	2	100.00%	0	0	0	Y																			
Clubs more than two years old																														
23362	CHAO CHOU	11/06/1968															Active	37	6	1	15.63%	32	2	0	Y			08/2022		\$4,000.00
	Exc Award (06/30/2016, 06/30/2019, 06/30/2024, 06/30/2025)																													
23363	CHI SHAN L C	05/11/1969															Active	26	3	1	8.33%	26	0	3	Y			12/2023		\$3,000.00
	Exc Award (06/03/2016, 06/30/2017, 06/30/2018, 06/30/2023, 06/30/2024)																													
46219	FANG LIAO	05/21/1986															Active	36	3	0	9.09%	32		4	Y			09/2025		\$17,000.02
	Exc Award (06/30/2018, 06/30/2019, 06/30/2020, 06/30/2021, 06/30/2025)																													
132811	Kaohsiung City Cathay	10/13/2017															Active	30	10	0	50.00%	26		3	Y			07/2022		\$2,000.00
	Exc Award (06/30/2018, 06/30/2020, 06/30/2024)																													
43386	KAOHSIUNG CITY CHENG CHING LAKE	01/17/1984															Active	28	0	1	-3.45%	30	6	0	Y			05/2023		\$10,000.00
	Exc Award (06/30/2018, 06/30/2019, 06/30/2020, 06/30/2022)																													
151822	Kaohsiung City Chun Ying	07/22/2022															Active	53	9	0	20.45%	61		0	Y			04/2025		\$13,000.00
	Exc Award (06/30/2023, 06/30/2024)																													
147521	KAOHSIUNG CITY DA FA	07/08/2021	Active	30	10	0	50.00%	25		2	Y			07/2023		\$3,000.01														
	Exc Award (06/30/2022)																													
62776	KAOHSIUNG CITY FENG HSI	02/03/2000	Active	47	5	0	11.90%	46		1	Y			02/2023		\$66,000.26														
	Exc Award (06/30/2016, 06/30/2017, 06/30/2019, 06/30/2020, 06/30/2021, 06/30/2022, 06/30/2024)																													
23368	KAOHSIUNG CITY FENG SHAN	04/01/1969	Active	33	8	0	32.00%	33		1	Y			11/2021		\$14,000.00														
	Exc Award (06/30/2017, 06/30/2018, 06/30/2019, 06/30/2020, 06/30/2022, 06/30/2024)																													



## Club Health Assessment for District 300E 2 through November 2025

			Status	Membership					Reports				Finance		LCIF	
Club Number	Club Name	Charter Date	Times in Status Quo in Past 2 Years	Current Member Count **	YTD Members Added	YTD Members Dropped	YTD Net Growth% ***	Member Count 1 Year Ago	Dropped Members Avg.Length of Service	Months Since Membership Update	Current Officers Reported ****	Current President Repeated Term	VP Reported *****	Last Date Reported Service (mm/yyyy)	Account Balance	YTD Donations
53478	KAHHSIUNG CITY FENG YI Exc Award (06/30/2016, 06/30/2017, 06/30/2020, 06/30/2021, 06/30/2022, 06/30/2023)	07/01/1992	Active	25	0	0	0.00%	26		1	Y			11/2022		\$7,000.00
128441	Kaohsiung City Feng Yu Exc Award (06/30/2019, 06/30/2021, 06/30/2022, 06/30/2023, 06/30/2024)	08/17/2016	Active	43	9	0	26.47%	76		1	Y			11/2022		\$8,000.01
37607	KAHHSIUNG CITY FENGSHAN CHARITY Exc Award (06/30/2017, 06/30/2020, 06/30/2023)	10/04/1979	Active	25	8	1	38.89%	18	0	0	Y			12/2018		\$10,000.02
49458	KAHHSIUNG CITY GRAND Exc Award (06/30/2018, 06/30/2020, 06/30/2025)	04/27/1989	Active	32	1	0	3.23%	29		3	Y			12/2018		\$24,000.03
49901	KAHHSIUNG CITY HSIN ING Exc Award (06/30/2016, 06/30/2018, 06/30/2021, 06/30/2025)	10/18/1989	Active	24	3	0	14.29%	25		3	Y			12/2022		\$4,000.02
66491	KAHHSIUNG CITY HUANG CHIA Exc Award (06/30/2017, 06/30/2019, 06/30/2021, 06/30/2023, 06/30/2025)	07/22/2002	Active	44	6	0	15.79%	49		1	Y			08/2019		\$13,000.00
51561	KAHHSIUNG CITY JEN TA Exc Award (06/30/2017, 06/30/2018, 06/30/2020, 06/30/2021, 06/30/2022, 06/30/2025)	04/19/1991	Active	27	4	1	12.50%	26	4	0	Y			12/2018		\$9,000.01
147835	Kaohsiung City Ju Yi	08/04/2021	Active	17	2	2	0.00%	16	4	2	Y					\$2,000.01
60500	KAHHSIUNG CITY KANG FENG Exc Award (06/30/2016, 06/30/2017, 06/30/2018, 06/30/2019, 06/30/2022, 06/30/2023)	03/17/1998	Active	41	2	0	5.13%	42		3	Y			11/2025		\$23,000.00
23377	KAHHSIUNG CITY KANG SHAN Exc Award (06/30/2020, 06/30/2022, 06/30/2023)	10/18/1969	Active	34	2	0	6.25%	35		4	Y			03/2023		\$6,000.01
48680	KAHHSIUNG CITY KAO FENG Exc Award (06/30/2016, 06/30/2018, 06/30/2021, 06/30/2024)	06/08/1988	Active	19	4	0	26.67%	25		3	Y			09/2022		\$6,000.00
77406	KAHHSIUNG CITY TA KANG SHAN Exc Award (06/30/2016, 06/30/2018, 06/30/2020, 06/30/2023)	07/21/2003	Active	20	1	0	5.26%	17		3	Y			12/2018		\$1,000.00




# Club Health Assessment for District 300E 2 through November 2025

			Status	Membership					Reports				Finance		LCIF	
Club Number	Club Name	Charter Date	Times in Status Quo in Past 2 Years	Current Member Count **	YTD Members Added	YTD Members Dropped	YTD Net Growth% ***	Member Count 1 Year Ago	Dropped Members Avg.Length of Service	Months Since Membership Update	Current Officers Reported ****	Current President Repeated Term	VP Reported *****	Last Date Reported Service (mm/yyyy)	Account Balance	YTD Donations
55832	KAOHSIUNG CITY TA SHE	06/15/1994	Active	44	5	0	12.82%	38		2	Y			12/2018		\$14,000.01
	Exc Award (06/30/2016, 06/30/2017, 06/30/2018, 06/30/2019, 06/30/2020, 06/30/2022, 06/30/2025)															
122805	Kaohsiung City Ta Wan	07/22/2014	Active	24	1	0	4.35%	25		1	Y			08/2023		\$4,000.01
	Exc Award (06/30/2021, 06/30/2025)															
139193	Kaohsiung City Tzu Ai	07/11/2019	Active	18	2	4	-10.00%	21	2	0	Y			10/2022		
	Exc Award (06/30/2022, 06/30/2023)															
122093	Kaohsiung Jung Hsin	05/06/2014	Active	36	9	0	33.33%	35		4	Y			12/2023		\$7,000.00
	Exc Award (06/30/2016, 06/30/2018, 06/30/2019, 06/30/2020, 06/30/2022, 06/30/2023)															
139274	Kaohsiung Kang Ta	07/24/2019	Active	34	4	4	0.00%	47	5	3	Y			04/2024		\$10,000.00
	Exc Award (06/30/2021, 06/30/2023)															
51893	KAOHSIUNG KUAN YIN SHAN	07/08/1991	Active	53	1	0	1.92%	59		3	Y			07/2022		\$17,000.07
	Exc Award (06/30/2017, 06/30/2018, 06/30/2019, 06/30/2020, 06/30/2022, 06/30/2024, 06/30/2025)															
46438	KAOHSIUNG LU CHU	06/27/1986	Active	53	4	2	3.92%	56	15	3	Y			12/2018		\$25,000.00
	Exc Award (06/30/2016, 06/30/2017, 06/30/2018, 06/30/2019, 06/30/2020, 06/30/2024)															
23389	LIN PIEN	04/06/1972	Active	34	2	0	6.25%	31		4	Y			11/2023		\$4,000.00
	Exc Award (06/30/2016, 06/30/2017, 06/30/2020, 06/30/2023, 06/30/2025)															
59962	LIN YUAN	09/15/1997	Active	43	11	1	30.30%	42	2	1	Y			12/2018		\$8,000.00
	Exc Award (06/30/2017, 06/30/2018, 06/30/2020, 06/30/2023, 06/30/2024)															
59904	MA KUNG HARBOR	08/07/1997	Active	30	0	0	0.00%	33		5	Y			12/2018		\$3,000.06
	Exc Award (06/30/2019, 06/30/2021, 06/30/2022)															
23396	PENGHU HSIEN L C	11/29/1965	Active	31	6	3	10.71%	28	14	3	Y			12/2018		\$3,000.00
	Exc Award (06/30/2016, 06/30/2017, 06/30/2019, 06/30/2022)															
104180	PENGHU HSIEN MA KUNG	12/18/2008	Active	26	4	1	13.04%	26	5	2	Y	2		12/2018		\$3,000.00
	Exc Award (06/30/2017, 06/30/2019, 06/30/2020, 06/30/2021, 06/30/2022, 06/30/2024)															



## Club Health Assessment for District 300E 2 through November 2025

			Status	Membership						Reports				Finance	LCIF	
Club Number	Club Name	Charter Date	Times in Status Quo in Past 2 Years	Current Member Count **	YTD Members Added	YTD Members Dropped	YTD Net Growth% ***	Member Count 1 Year Ago	Dropped Members Avg.Length of Service	Months Since Membership Update	Current Officers Reported ****	Current President Repeated Term	VP Reported *****	Last Date Reported Service (mm/yyyy)	Account Balance	YTD Donations
39075	PENGHU HSIEN WEST ISLAND Exc Award (06/30/2016, 06/30/2018, 06/30/2019, 06/30/2020, 06/30/2023)	11/05/1980	Active	25	4	0	19.05%	31		3	N	2		12/2018		
23397	PINGTUNG Exc Award (06/30/2024)	03/10/1968	Active	41	9	2	20.59%	38	19	3	Y			11/2018		\$4,000.00
101710	PINGTUNG CHANG JUNG Exc Award (06/30/2016, 06/30/2020, 06/30/2022)	04/09/2008	Active	24	0	0	0.00%	29		4	Y			09/2022		\$7,000.00
102033	PINGTUNG CHE CHENG Exc Award (06/30/2016, 06/30/2018, 06/30/2020, 06/30/2021)	05/02/2008	Active	11	5	0	83.33%	11		2	N	None		12/2018		
147543	Pingtung Chiao Tien Exc Award (06/30/2022, 06/30/2024)	07/15/2021	Active	35	1	0	2.94%	36		3	Y					\$2,000.00
155968	Pingtung Chun Pao Exc Award (06/30/2025)	09/12/2023	Active	28	6	0	27.27%	27		3	Y					\$4,000.01
125602	Pingtung County Chao Hsin Exc Award (06/30/2016, 06/30/2021, 06/30/2023)	08/11/2015	Active	20	1	1	0.00%	20	2	1	Y			12/2018		\$2,000.00
133547	Pingtung County Kuan Shan Exc Award (06/30/2020, 06/30/2022)	01/03/2018	Active	20	5	0	33.33%	25		4	Y	2		12/2018		
147566	PINGTUNG CRUISER ROIDERS Exc Award (06/30/2022, 06/30/2024)	07/13/2021	Active	28	0	0	0.00%	32		5	Y			04/2022		\$2,000.00
23398	PINGTUNG DOWNTOWN Exc Award (06/30/2016, 06/30/2017, 06/30/2019, 06/30/2020, 06/30/2022)	05/30/1973	Active	60	11	0	22.45%	55		2	Y			05/2022		\$40,000.00
117733	PINGTUNG FU JUNG Exc Award (06/30/2018, 06/30/2021, 06/30/2022)	08/27/2012	Active	24	2	0	9.09%	25		3	N	2		10/2022		
93229	PINGTUNG HSIEN A LI KANG Exc Award (06/30/2016, 06/30/2017, 06/30/2018, 06/30/2020, 06/30/2023, 06/30/2024)	01/04/2006	Active	23	2	0	9.52%	24		1	Y			11/2022		\$2,000.00
40671	PINGTUNG HSIEN HERNG CHUEN Exc Award (06/30/2016, 06/30/2018, 06/30/2022, 06/30/2024)	12/31/1981	Active	35	6	1	16.67%	38	2	0	N			12/2018		\$2,000.02
95088	PINGTUNG HSIEN KAN TING	01/24/2006	Active	48	8	1	17.07%	45	1	1	Y			12/2018		\$9,000.00



## Club Health Assessment for District 300E 2 through November 2025


			Status	Membership					Reports				Finance	LCIF		
Club Number	Club Name	Charter Date	Times in Status Quo in Past 2 Years	Current Member Count **	YTD Members Added	YTD Members Dropped	YTD Net Growth% ***	Member Count 1 Year Ago	Dropped Members Avg.Length of Service	Months Since Membership Update	Current Officers Reported ****	Current President Repeated Term	VP Reported *****	Last Date Reported Service (mm/yyyy)	Account Balance	YTD Donations
Exc Award (06/30/2017, 06/30/2020, 06/30/2022, 06/30/2025)			Active	33	12	0	57.14%	26		4	Y			11/2025		\$6,000.00
98530	PINGTUNG HSIEN WAN TAN	02/12/2007														
Exc Award (06/30/2017, 06/30/2018, 06/30/2020, 06/30/2021)			Active	38	2	0	5.56%	36		0	Y			09/2022		\$15,000.00
53479	PINGTUNG JEN SHANN MEEI	07/01/1992														
Exc Award (06/30/2016, 06/30/2017, 06/30/2020, 06/30/2023)			Active	30	1	0	3.45%	32		1	Y			12/2018		\$4,000.01
40448	PINGTUNG LUCKY	10/29/1981														
Exc Award (06/30/2022, 06/30/2023)			Active	31	11	0	55.00%	25		1	Y					\$4,000.00
139326	Pingtung Phoenix	07/29/2019														
Exc Award (06/30/2024)			Active	44	14	0	46.67%	36		3	Y			11/2023		\$9,000.00
147540	Pingtung Ping Feng	07/13/2021														
Exc Award (06/30/2022)			Active	31	6	5	3.33%	34	31	1	Y			03/2024		\$27,000.00
48977	PINGTUNG PING HUEI	10/26/1988														
Exc Award (06/30/2021, 06/30/2023, 06/30/2025)			Active	21	5	0	31.25%	20		2	N	None		12/2018		\$3,000.00
84140	SOUTHERN TAIWAN	09/15/2004														
Exc Award (06/30/2016, 06/30/2018, 06/30/2020, 06/30/2024)			Active	25	5	2	13.64%	23	3	2	Y			08/2021		
23464	TUNG KONG	01/24/1970														
Exc Award (06/30/2016, 06/30/2021)																

Clubs Cancelled Previous Fiscal Year – Clubs Cancelled within last 12 months may be reinstated

Club Number	Club Name	Charter Date	Current Status*	Cancellation Date
61799	NAN CHOU	04/20/1999	Cancelled(8*)	12/30/2024
58001	PINGTUNG HSIEN DA PERNG WAN	03/12/1996	Cancelled(6*)	07/29/2024
97599	PINGTUNG HSIEN LILY	08/04/2006	Cancelled(6*)	07/29/2024
110136	PINGTUNG HSIEN TUNG LUNG	01/18/2011	Cancelled(6*)	07/29/2024
142901	PINGTUNG LIEN HSIN	09/15/2020	Cancelled(6*)	07/29/2024



## Club Health Assessment for District 300E 2 through November 2025

<div>International Club of Presidents</div>						Status		Membership					Reports				Finance		LCIF
						Times in Status Quo in Past 2 Years		Current Member Count **	YTD Members Added	YTD Members Dropped	YTD Net Growth***	Member Count 1 Year Ago	Dropped Members Avg.Length of Service	Months Since Membership Update	Current Officers Reported ****	Current President Repeated Term	VP Reported *****	Last Date Reported Service (mm/yyyy)	Account Balance
Club Number	Club Name		Charter Date																
Current Total Clubs Count	YTD New Clubs Count	YTD Cancelled Clubs Count	YTD Net Club Gain	Current Total Members Count	YTD Add	YTD Drop	YTD Net Growth	Member Count 12 Months Ago	Average Member Count Per Club	% of Clubs with less than 20 members	% No Officer Report in 12 Months	% of Clubs with balance 90+ days	Number of Clubs in Status Quo	% Status Quo Clubs in Financial Suspension	Number of Cancelled Clubs	Average Cancelled Club Age	Members Lost Due to Cancellation	% of Clubs Cancelled for Non-Financial Reasons	
59	3	0	3	1,896	360	36	324	20.61%	1,839	32	7%	0%	0%	0	0%	0	0	0	0%

\* - P - Priority Club. Cancellation Reasons: 1-Objectives/conduct, 2-Non-active club, 5-Non-existing club, 6-Disbanding, 7-Merger, 8-Financial Suspension, 9-District/Multiple District Dues.

\*\* Red denotes below 15 active members.

\*\*\* Red denotes 20% + loss.

\*\*\*\* Y - all 3 (President, Secretary, Treasurer) club officers reported, N - not all 3 reported.

\*\*\*\*\* Abbreviation: N-New, IP-Immediate Past, R-Repeat.



# Club Health Assessment for District 300E 3 through November 2025

			Status	Membership						Reports				Finance	LCIF	
Club Number	Club Name	Charter Date	Times in Status Quo in Past 2 Years	Current Member Count **	YTD Members Added	YTD Members Dropped	YTD Net Growth% ***	Member Count 1 Year Ago	Dropped Members Avg.Length of Service	Months Since Membership Update	Current Officers Reported ****	Current President Repeated Term	VP Reported *****	Last Date Reported Service (mm/yyyy)	Account Balance	YTD Donations
Clubs less than two years old																
186704	Kaohsiung Cheng Yang	09/17/2025	Newly Chartered	34	34	0	100.00%	0		0	Y			10/2025		\$1,000.00
175761	Kaohsiung Kai Shin	08/06/2024	Active	34	6	8	-5.56%	36	1	3	Y			09/2025		\$10,000.00
Exc Award (06/30/2025)																
Clubs more than two years old																
148785	Kaohsiung Abc	10/29/2021	Active	52	5	2	6.12%	55	2	0	Y			10/2025		\$57,022.96
Exc Award (06/30/2022, 06/30/2024, 06/30/2025)																
23378	KAOHSIUNG AI HO	05/05/1970	Active	53	0	0	0.00%	55		5	Y			12/2024		\$6,000.00
Exc Award (06/30/2018, 06/30/2019, 06/30/2020, 06/30/2021, 06/30/2022, 06/30/2023)																
48736	KAOHSIUNG AI KUO	06/23/1988	Active	32	6	1	18.52%	26	1	2	Y			05/2025		\$15,000.00
Exc Award (06/30/2016, 06/30/2023, 06/30/2024)																
48626	KAOHSIUNG AI MING	05/27/1988	Active	43	4	2	4.88%	43	4	0	Y			11/2025		\$10,000.00
Exc Award (06/30/2016, 06/30/2017, 06/30/2018, 06/30/2020, 06/30/2022, 06/30/2023, 06/30/2024, 06/30/2025)																
127300	Kaohsiung Ai Yi	04/15/2016	Active	34	5	0	17.24%	33		2	Y			09/2025		\$8,000.00
Exc Award (06/30/2017, 06/30/2019, 06/30/2020, 06/30/2021, 06/30/2022, 06/30/2024)																
130623	Kaohsiung Beautiful City	03/31/2017	Active	26	3	5	-7.14%	34	6	1	Y			04/2025		\$7,000.00
Exc Award (06/30/2018, 06/30/2020, 06/30/2021, 06/30/2022, 06/30/2024)																
45190	KAOHSIUNG CHEN SIU	06/25/1985	Active	18	1	0	5.88%	22		4	Y			10/2025		\$1,000.00
Exc Award (06/30/2020, 06/30/2024)																
36748	KAOHSIUNG CHENG CHUNG	03/20/1979	Active	65	4	5	-1.52%	68	4	0	Y			12/2023		\$5,000.00
Exc Award (06/30/2016, 06/30/2017, 06/30/2022, 06/30/2024)																
44469	KAOHSIUNG CHENG KUNG	12/05/1984	Active	31	1	1	0.00%	33	16	2	Y			03/2024		\$17,000.00
Exc Award (06/30/2016, 06/30/2020, 06/30/2024)																
49214	KAOHSIUNG CHENG TU	02/03/1989	Active	29	6	3	11.54%	29	8	3	Y			01/2025		\$14,000.00



## Club Health Assessment for District 300E 3 through November 2025

			Status	Membership					Reports				Finance	LCIF		
Club Number	Club Name	Charter Date	Times in Status Quo in Past 2 Years	Current Member Count **	YTD Members Added	YTD Members Dropped	YTD Net Growth% ***	Member Count 1 Year Ago	Dropped Members Avg.Length of Service	Months Since Membership Update	Current Officers Reported ****	Current President Repeated Term	VP Reported *****	Last Date Reported Service (mm/yyyy)	Account Balance	YTD Donations
Exc Award (06/30/2016, 06/30/2021, 06/30/2025)																
47117	KAOSIUNG CHENG YU	03/31/1987	Active	73	9	0	14.06%	66		1	Y			10/2025		\$18,000.00
Exc Award (06/30/2018, 06/30/2021, 06/30/2022, 06/30/2023, 06/30/2025)																
48126	KAOSIUNG CHIEN HUA	02/01/1988	Active	32	1	1	0.00%	39	21	3	Y			10/2025		\$6,000.00
Exc Award (06/30/2016, 06/30/2018, 06/30/2020, 06/30/2021, 06/30/2024)																
40445	KAOSIUNG CHIEN KUO	10/16/1981	Cancelled(6*)	0	0	0	0.00%	23		4	N	None		12/2024		
Exc Award (06/30/2017, 06/30/2018, 06/30/2022, 06/30/2023)																
51029	KAOSIUNG CHIEN LI	10/25/1990	Active	35	10	7	9.38%	40	12	0	Y			11/2025		\$7,000.00
Exc Award (06/30/2018, 06/30/2019, 06/30/2021, 06/30/2022, 06/30/2023, 06/30/2024)																
49175	KAOSIUNG CHUNG MING	01/24/1989	Active	37	8	3	15.63%	32	3	2	Y			09/2025		\$5,000.00
Exc Award (06/30/2016, 06/30/2018, 06/30/2019, 06/30/2021, 06/30/2023, 06/30/2025)																
48737	KAOSIUNG DER GUANG	06/23/1988	Active	33	7	2	17.86%	28	2	3	Y			09/2024		\$53,893.34
Exc Award (06/30/2016, 06/30/2017, 06/30/2019, 06/30/2022, 06/30/2024, 06/30/2025)																
95118	KAOSIUNG DOME	01/30/2006	Active	31	7	0	29.17%	32		1	Y			12/2024		\$1,000.00
Exc Award (06/30/2019, 06/30/2023, 06/30/2024)																
61072	KAOSIUNG ER SHENG	08/04/1998	Active	25	2	0	8.70%	25		2	Y			10/2025		\$2,000.00
Exc Award (06/30/2018, 06/30/2020)																
120792	Kaohsiung Excellent Leaders	11/21/2013	Active	38	12	5	22.58%	32	2	1	Y			12/2023		\$4,000.00
Exc Award (06/30/2016, 06/30/2017, 06/30/2021, 06/30/2022, 06/30/2023, 06/30/2024, 06/30/2025)																
61914	KAOSIUNG FORMOSA	05/13/1999	Active	23	2	2	0.00%	30	7	0	Y			12/2021		\$3,000.00
Exc Award (06/30/2017, 06/30/2020, 06/30/2023, 06/30/2025)																
50663	KAOSIUNG GWO MIIN	06/04/1990	Active	17	6	2	30.77%	14	19	2	N			10/2025		\$4,000.00
Exc Award (06/30/2017, 06/30/2022)																
112038	KAOSIUNG HAI YUN	08/12/2011	Active	32	5	1	14.29%	29	9	1	Y			10/2025		\$8,000.00



## Club Health Assessment for District 300E 3 through November 2025

			Status	Membership						Reports				Finance	LCIF	
Club Number	Club Name	Charter Date	Times in Status Quo in Past 2 Years	Current Member Count **	YTD Members Added	YTD Members Dropped	YTD Net Growth% ***	Member Count 1 Year Ago	Dropped Members Avg.Length of Service	Months Since Membership Update	Current Officers Reported ****	Current President Repeated Term	VP Reported *****	Last Date Reported Service (mm/yyyy)	Account Balance	YTD Donations
67519	Exc Award (06/30/2016, 06/30/2017, 06/30/2018, 06/30/2020, 06/30/2021, 06/30/2024) KAHHSIUNG HER BIAN	03/31/2003	Active	36	9	5	12.50%	32	9	2	Y			12/2024		\$62,000.00
106441	Exc Award (06/30/2017, 06/30/2023, 06/30/2024, 06/30/2025) KAHHSIUNG HERMES	08/28/2009	Active	45	8	1	18.42%	41	12	3	Y			10/2025		\$11,000.00
23380	Exc Award (06/30/2017, 06/30/2020, 06/30/2021, 06/30/2022, 06/30/2023) KAHHSIUNG HOST	02/24/1959	Active	35	0	1	-2.78%	36	6	4	Y			12/2024		\$9,000.00
89230	Exc Award (06/30/2018, 06/30/2021, 06/30/2023) KAHHSIUNG HSIN CHIANG WEI	09/07/2005	Active	32	7	0	28.00%	28		3	Y			10/2025		\$9,000.00
117450	Exc Award (06/30/2016, 06/30/2017, 06/30/2021, 06/30/2023, 06/30/2025) KAHHSIUNG HSIUNG TA	07/24/2012	Active	39	7	1	18.18%	39	2	2	Y			12/2024		\$8,000.00
57305	Exc Award (06/30/2016, 06/30/2019, 06/30/2021, 06/30/2022, 06/30/2023, 06/30/2024, 06/30/2025) KAHHSIUNG HUA WAN	08/28/1995	Active	30	7	0	30.43%	25		3	Y			10/2025		\$23,000.00
100078	Exc Award (06/30/2019, 06/30/2022) KAHHSIUNG HUI HSIN	08/24/2007	Active	21	4	4	0.00%	22	3	2	Y			10/2025		\$3,000.00
58604	Exc Award (06/30/2016, 06/30/2018, 06/30/2020, 06/30/2022, 06/30/2025) KAHHSIUNG HUNG TEH	07/25/1996	Active	28	10	1	47.37%	30	9	1	Y			10/2025		\$22,000.00
99445	Exc Award (06/30/2016, 06/30/2020, 06/30/2022, 06/30/2024) KAHHSIUNG HWA NAH	05/21/2007	Active	27	1	1	0.00%	38	7	2	Y			12/2024		\$1,000.00
42859	Exc Award (06/30/2017, 06/30/2020, 06/30/2021, 06/30/2023, 06/30/2024, 06/30/2025) KAHHSIUNG JEU-GUANG	06/20/1983	Active	53	4	3	1.92%	51	12	0	Y			10/2025		\$8,000.00
48442	Exc Award (06/30/2017, 06/30/2022, 06/30/2023, 06/30/2024) KAHHSIUNG KUO GUANG	04/11/1988	Active	37	3	4	-2.63%	38	13	2	Y			10/2025		
52205	Exc Award (06/30/2018, 06/30/2021, 06/30/2022, 06/30/2024) KAHHSIUNG KUO HWA	12/02/1991	Active	39	2	0	5.41%	37		3	Y			11/2025		\$6,000.00




## Club Health Assessment for District 300E 3 through November 2025

			Status	Membership						Reports				Finance	LCIF	
Club Number	Club Name	Charter Date	Times in Status Quo in Past 2 Years	Current Member Count **	YTD Members Added	YTD Members Dropped	YTD Net Growth% ***	Member Count 1 Year Ago	Dropped Members Avg.Length of Service	Months Since Membership Update	Current Officers Reported ****	Current President Repeated Term	VP Reported *****	Last Date Reported Service (mm/yyyy)	Account Balance	YTD Donations
123240	Exc Award (06/30/2016, 06/30/2019, 06/30/2022, 06/30/2023) Kaohsiung Li Yu	09/30/2014	Cancelled(6*)	0	0	0	0.00%	13		4	N	None		01/2023		
63429	Exc Award (06/30/2016, 06/30/2020, 06/30/2022, 06/30/2023) KAOHSIUNG LILY	07/01/2000	Active	59	7	3	7.27%	55	5	2	Y			03/2025		\$14,000.00
84006	Exc Award (06/30/2016, 06/30/2018, 06/30/2019, 06/30/2020, 06/30/2022, 06/30/2024) KAOHSIUNG LOTUS	08/04/2004	Active	28	2	4	-6.67%	26	6	1	Y			10/2025		\$4,000.00
45014	Exc Award (06/30/2016, 06/30/2017, 06/30/2018, 06/30/2020, 06/30/2025) KAOHSIUNG LOVE HEART	05/30/1985	Active	51	1	3	-3.77%	59	17	3	Y			12/2024		\$21,000.01
29599	Exc Award (06/30/2016, 06/30/2020, 06/30/2023, 06/30/2024) KAOHSIUNG METROPOLITAN	06/07/1974	Active	30	6	5	3.45%	29	22	1	Y			10/2025		\$7,000.00
57236	Exc Award (06/30/2019, 06/30/2024) KAOHSIUNG MING DER	07/17/1995	Active	27	2	2	0.00%	26	26	0	Y			12/2024		\$1,000.00
48083	Exc Award (06/30/2016, 06/30/2017, 06/30/2018, 06/30/2021, 06/30/2023) KAOHSIUNG NAN FENG	01/28/1988	Active	31	10	1	40.91%	23	1	1	Y			11/2025		\$10,000.00
45191	Exc Award (06/30/2016, 06/30/2018, 06/30/2022, 06/30/2024, 06/30/2025) KAOHSIUNG NAN KUANG	06/25/1985	Active	30	1	2	-3.23%	30	2	3	Y			01/2025		
104889	Exc Award (06/30/2020, 06/30/2023, 06/30/2024, 06/30/2025) KAOHSIUNG NAN MEI	03/04/2009	Active	15	5	2	25.00%	20	1	1	Y			12/2024		\$5,000.00
67520	Exc Award (06/30/2018, 06/30/2021) KAOHSIUNG NAN SHENG	03/31/2003	Active	22	3	0	15.79%	26		2	Y			06/2025		\$3,000.00
23382	Exc Award (06/30/2017, 06/30/2020, 06/30/2021, 06/30/2022, 06/30/2023) KAOHSIUNG NORTH	05/02/1970	Active	43	3	1	4.88%	47	1	1	N			06/2025		\$4,000.00
84005	Exc Award (06/30/2018, 06/30/2020, 06/30/2022, 06/30/2024) KAOHSIUNG OCEAN	08/04/2004	Active	35	5	0	16.67%	33		3	Y			04/2025		\$6,000.00
53733	Exc Award (06/30/2020, 06/30/2024) KAOHSIUNG PA TEH	10/14/1992	Active	23	3	1	9.52%	24	12	1	Y			03/2025		




## Club Health Assessment for District 300E 3 through November 2025

			Status	Membership					Reports				Finance	LCIF		
Club Number	Club Name	Charter Date	Times in Status Quo in Past 2 Years	Current Member Count **	YTD Members Added	YTD Members Dropped	YTD Net Growth% ***	Member Count 1 Year Ago	Dropped Members Avg.Length of Service	Months Since Membership Update	Current Officers Reported ****	Current President Repeated Term	VP Reported *****	Last Date Reported Service (mm/yyyy)	Account Balance	YTD Donations
Exc Award (06/30/2016, 06/30/2020, 06/30/2021, 06/30/2023)			Active	16	1	0	6.67%	17		2	Y			10/2025		
40447	KAOHSIUNG PEACE	10/16/1981														
Exc Award (06/30/2019)			Active	33	1	0	3.13%	36		1	Y			05/2025		\$11,000.01
48738	KAOHSIUNG PI TAO	06/23/1988														
Exc Award (06/30/2017, 06/30/2018, 06/30/2020, 06/30/2021, 06/30/2022, 06/30/2024)			Active	18	1	0	5.88%	19		3	Y			03/2025		\$5,000.00
55416	KAOHSIUNG SHIH WEI	03/16/1994														
Exc Award (06/30/2018, 06/30/2021, 06/30/2022, 06/30/2023, 06/30/2024)			Active	28	4	0	16.67%	25		4	Y		04/2023			\$5,000.00
37266	KAOHSIUNG SHIN HSING	06/21/1979														
Exc Award (06/30/2021)			Active	39	4	3	2.63%	37	2	2	Y			11/2024		\$2,000.00
23383	KAOHSIUNG SHOU SHAN	05/15/1968														
Exc Award (06/30/2016, 06/30/2018, 06/30/2023)			Active	19	5	1	26.67%	18	3	2	Y		04/2024			
55001	KAOHSIUNG SHOU TU	10/26/1993														
Exc Award (06/30/2016, 06/30/2017, 06/30/2020, 06/30/2022, 06/30/2023)			Active	22	1	0	4.76%	22		2	Y			11/2025		\$1,000.00
23384	KAOHSIUNG SOUTH	05/02/1970														
Exc Award (06/30/2020, 06/30/2023)			Active	32	11	1	45.45%	25	18	4	Y		10/2024			\$13,000.00
32386	KAOHSIUNG SPRING AUTUMN	06/15/1976														
Exc Award (06/30/2016, 06/30/2017, 06/30/2020, 06/30/2024)			Active	30	3	0	11.11%	29		3	Y		11/2021			\$5,000.00
59670	KAOHSIUNG TA CHENG	06/11/1997														
Exc Award (06/30/2017, 06/30/2021, 06/30/2023, 06/30/2024)			Active	20	1	2	-4.76%	23	23	0	Y			11/2025		\$3,000.00
39915	KAOHSIUNG TA TUNG	05/08/1981														
Exc Award (06/30/2017, 06/30/2025)			Active	22	2	0	10.00%	24		1	Y			06/2025		\$1,000.00
45192	KAOHSIUNG TALI	06/25/1985														
Exc Award (06/30/2020)			Active	37	8	12	-9.76%	44	8	1	Y			11/2025		\$7,000.00
66617	KAOHSIUNG TSAI SHAN	09/16/2002														
Exc Award (06/30/2018, 06/30/2021, 06/30/2023, 06/30/2024, 06/30/2025)			Active	24	7	1	33.33%	26	1	4	N			01/2025		\$19,000.00
97538	KAOHSIUNG WEI HSIN	07/18/2006														
Exc Award (06/30/2018, 06/30/2020, 06/30/2023)																



## Club Health Assessment for District 300E 3 through November 2025



			Status	Membership					Reports				Finance	LCIF		
Club Number	Club Name	Charter Date	Times in Status Quo in Past 2 Years	Current Member Count **	YTD Members Added	YTD Members Dropped	YTD Net Growth% ***	Member Count 1 Year Ago	Dropped Members Avg.Length of Service	Months Since Membership Update	Current Officers Reported ****	Current President Repeated Term	VP Reported *****	Last Date Reported Service (mm/yyyy)	Account Balance	YTD Donations
53192	KAHOSIUNG YU HSIN	05/28/1992	Active	22	0	0	0.00%	23		2	Y			01/2025		\$2,000.00
	Exc Award (06/30/2020, 06/30/2022, 06/30/2025)															
128516	Kaohsiung Yu Shan	08/09/2016	Active	42	7	0	20.00%	35		0	Y			10/2025		\$10,000.00
	Exc Award (06/30/2018, 06/30/2021, 06/30/2022, 06/30/2023, 06/30/2025)															
106941	KAHOSIUNG YUAN HSIN	12/01/2009	Active	24	10	0	71.43%	16		0	N			02/2025		\$5,000.00
	Exc Award (06/30/2016, 06/30/2018, 06/30/2020)															
50590	KAHOSIUNG ZI SHIN	05/21/1990	Active	30	6	1	20.00%	25	15	3	Y			01/2022		\$10,000.00
	Exc Award (06/30/2016, 06/30/2020, 06/30/2023)															

Clubs Cancelled Previous Fiscal Year – Clubs Cancelled within last 12 months may be reinstated

Club Number	Club Name	Charter Date	Current Status*	Cancellation Date
110040	KAHOSIUNG HO MEI	01/06/2011	Cancelled(6*)	07/29/2024

Current Total Clubs Count	YTD New Clubs Count	YTD Cancelled Clubs Count	YTD Net Club Gain	Current Total Members Count	YTD Add	YTD Drop	YTD Net Growth	YTD Net Growth %	Member Count 12 Months Ago	Average Member Count Per Club	% of Clubs with less than 20 members	% No Officer Report in 12 Months	% of Clubs with balance 90+ days	Number of Clubs in Status Quo	% Status Quo Clubs in Financial Suspension	Number of Cancelled Clubs	Average Cancelled Club Age	Members Lost Due to Cancellation	% of Clubs Cancelled for Non-Financial Reasons
64	1	2	-1	2,101	326	116	210	11.11%	2,096	33	9%	0%	0%	0	0%	2	34	0	100%

\* - P - Priority Club. Cancellation Reasons: 1-Objectives/conduct, 2-Non-active club, 5-Non-existing club, 6-Disbanding, 7-Merger, 8-Financial Suspension, 9-District/Multiple District Dues.

\*\* Red denotes below 15 active members.

\*\*\* Red denotes 20% + loss.

\*\*\*\* Y - all 3 (President, Secretary, Treasurer) club officers reported, N - not all 3 reported.

\*\*\*\*\* Abbreviation: N-New, IP-Immediate Past, R-Repeat.



## Club Health Assessment for District 300E 5 through November 2025

			Status	Membership						Reports				Finance	LCIF	
Club Number	Club Name	Charter Date	Times in Status Quo in Past 2 Years	Current Member Count **	YTD Members Added	YTD Members Dropped	YTD Net Growth% ***	Member Count 1 Year Ago	Dropped Members Avg.Length of Service	Months Since Membership Update	Current Officers Reported ****	Current President Repeated Term	VP Reported *****	Last Date Reported Service (mm/yyyy)	Account Balance	YTD Donations
Clubs less than two years old																
188261	Kaohsiung Da De	08/08/2025	Active	30	30	0	100.00%	0		3	Y					\$30.00
177236	Kaohsiung En Yu	08/14/2024	Active	23	0	0	0.00%	31		11	Y	2	N			\$23.01
Exc Award (06/30/2025)																
157990	Kaohsiung Encounter	05/07/2024	Active	24	11	8	14.29%	38	1	1	N	None		09/2024		\$2,023.99
Exc Award (06/30/2024)																
Clubs more than two years old																
39822	KAOHSIUNG CHANG CHEN	04/28/1981	Active	31	5	1	14.81%	40	2	1	Y		N	10/2018		\$2,029.01
Exc Award (06/30/2016, 06/30/2017, 06/30/2022, 06/30/2023, 06/30/2024)																
140306	Kaohsiung Chang Hung	11/18/2019	Active	42	27	1	162.50%	23	2	2	Y		N			\$1,034.00
Exc Award (06/30/2020, 06/30/2021, 06/30/2023, 06/30/2024)																
33895	KAOHSIUNG CHARITY	05/19/1977	Active	20	5	0	33.33%	23		2	Y		N	10/2018		\$2,019.99
Exc Award (06/30/2016, 06/30/2018, 06/30/2020)																
48862	KAOHSIUNG CHENG MEI	08/16/1988	Active	25	6	0	31.58%	30		2	Y			11/2024		\$8,025.01
Exc Award (06/30/2016, 06/30/2018, 06/30/2019, 06/30/2020)																
39450	KAOHSIUNG CHIN LUON	02/05/1981	Active	44	7	1	15.79%	41	3	0	N	None		10/2018		\$5,040.01
Exc Award (06/30/2016, 06/30/2019, 06/30/2020, 06/30/2021, 06/30/2024)																
56240	KAOHSIUNG CHUNG CHEN	11/15/1994	Active	16	0	0	0.00%	15		5	Y		N	08/2019		\$16.02
Exc Award (06/30/2016, 06/30/2017, 06/30/2019, 06/30/2020)																
32171	KAOHSIUNG CHUNG CHENG	04/30/1976	Active	17	0	2	-10.53%	25	17	1	Y	2	N	10/2018		\$17.99
Exc Award (06/30/2017, 06/30/2019, 06/30/2020, 06/30/2021, 06/30/2023, 06/30/2024)																
40446	KAOHSIUNG CHUNG HSIAO	10/29/1981	Active	52	24	1	79.31%	31	1	1	Y	2		10/2018		\$11,032.00
Exc Award (06/30/2020, 06/30/2024, 06/30/2025)																
54220	KAOHSIUNG CHUNG HUA	03/11/1993	Active	46	7	6	2.22%	31	2	2	Y			10/2018		\$1,030.00
Exc Award (06/30/2019, 06/30/2020, 06/30/2021, 06/30/2025)																




## Club Health Assessment for District 300E 5 through November 2025

			Status	Membership						Reports				Finance	LCIF	
Club Number	Club Name	Charter Date	Times in Status Quo in Past 2 Years	Current Member Count **	YTD Members Added	YTD Members Dropped	YTD Net Growth% ***	Member Count 1 Year Ago	Dropped Members Avg.Length of Service	Months Since Membership Update	Current Officers Reported ****	Current President Repeated Term	VP Reported *****	Last Date Reported Service (mm/yyyy)	Account Balance	YTD Donations
34989	KAOHSIUNG CHUNG SHAN L C Exc Award (06/30/2016, 06/30/2020, 06/30/2025)	01/16/1978	Active	24	0	4	-14.29%	29	7	4	N	None		10/2018		\$3,021.99
49176	KAOHSIUNG CHUNG YI Exc Award (06/30/2017, 06/30/2018, 06/30/2020, 06/30/2023, 06/30/2025)	01/27/1989	Active	43	16	0	59.26%	27		0	Y		N	01/2020		\$9,029.01
48988	KAOHSIUNG CHUNG YUAN Exc Award (06/30/2016, 06/30/2017, 06/30/2020, 06/30/2022, 06/30/2023, 06/30/2024)	10/31/1988	Active	25	3	0	13.64%	29		0	Y		N	03/2024		\$3,021.99
63732	KAOHSIUNG DAY JONG Exc Award (06/30/2016, 06/30/2017, 06/30/2018, 06/30/2019, 06/30/2021, 06/30/2023, 06/30/2024)	11/29/2000	Active	51	4	0	8.51%	50		2	Y		N	10/2018		\$5,051.00
129484	Kaohsiung Dominic Exc Award (06/30/2020)	12/01/2016	Active	19	5	1	26.67%	15	9	4	N	None		10/2018		\$19.00
23381	KAOHSIUNG DOWNTOWN Exc Award (06/30/2016, 06/30/2022)	01/25/1964	Active	47	1	0	2.17%	48		3	Y		N	10/2018		\$47.00
31283	KAOHSIUNG EAST Exc Award (06/30/2016, 06/30/2017, 06/30/2019, 06/30/2020, 06/30/2021, 06/30/2024)	10/06/1975	Active	60	2	0	3.45%	81		3	Y		N	10/2018		\$4,218.69
99539	KAOHSIUNG ELITE Exc Award (06/30/2021, 06/30/2024)	06/05/2007	Active	16	3	2	6.67%	19	13	0	N	None		11/2024		\$15.00
129797	Kaohsiung Flying Alliance Exc Award (06/30/2021)	01/19/2017	Active	15	0	0	0.00%	16		5	N	None		03/2018		\$15.00
52935	KAOHSIUNG FRIENDSHIP Exc Award (06/30/2016, 06/30/2020, 06/30/2021, 06/30/2024)	04/17/1992	Active	33	4	0	13.79%	29		1	Y		N	09/2024		\$3,032.00
50850	KAOHSIUNG FUH SHING Exc Award (06/30/2016, 06/30/2019, 06/30/2020, 06/30/2021, 06/30/2023, 06/30/2024)	07/03/1990	Active	42	2	0	5.00%	48		2	N	None		02/2018		\$5,036.00
148592	Kaohsiung Gao Shi Da Exc Award (06/30/2022, 06/30/2024)	10/13/2021	Active	40	21	0	110.53%	30		1	N	None				\$25.01
110064	KAOHSIUNG GOLDEN PHOENIX	01/06/2011	Active	47	31	0	193.75%	21		0	N		N	11/2017		\$6,025.01




## Club Health Assessment for District 300E 5 through November 2025

			Status	Membership					Reports				Finance	LCIF		
Club Number	Club Name	Charter Date	Times in Status Quo in Past 2 Years	Current Member Count **	YTD Members Added	YTD Members Dropped	YTD Net Growth% ***	Member Count 1 Year Ago	Dropped Members Avg.Length of Service	Months Since Membership Update	Current Officers Reported ****	Current President Repeated Term	VP Reported *****	Last Date Reported Service (mm/yyyy)	Account Balance	YTD Donations
Exc Award (06/30/2022, 06/30/2023, 06/30/2024)																
32252	KAOHSIUNG HARBOR	05/07/1976	Active	23	4	0	21.05%	22		0	Y		N	02/2018		\$12,019.99
Exc Award (06/30/2016, 06/30/2017, 06/30/2020, 06/30/2021)																
118305	KAOHSIUNG HSIN CHUAN MEI	11/13/2012	Active	23	7	2	27.78%	18	1	3	N		N	10/2025		\$19.99
Exc Award (06/30/2016)																
127694	Kaohsiung Hua Lun	05/23/2016	Active	26	8	1	36.84%	27	5	0	N	None		12/2023		\$2,023.99
Exc Award (06/30/2017, 06/30/2021)																
47726	KAOHSIUNG HUA NAN	09/21/1987	Active	56	20	0	55.56%	37		0	Y		N	11/2025		\$57,036.00
Exc Award (06/30/2016, 06/30/2020, 06/30/2021, 06/30/2023, 06/30/2024, 06/30/2025)																
99954	KAOHSIUNG HUANG KUAN	07/26/2007	Active	25	7	1	31.58%	21	7	2	Y		N	01/2018		\$25.01
Exc Award (06/30/2016, 06/30/2017, 06/30/2019, 06/30/2021, 06/30/2022, 06/30/2024)																
123909	Kaohsiung Intercontinental Network Glory	01/06/2015	Active	23	1	0	4.55%	29		4	Y			02/2018		\$8,017.99
Exc Award (06/30/2021, 06/30/2024)																
46520	KAOHSIUNG KANG TU	08/19/1986	Active	19	0	0	0.00%	18		5	N			02/2018		\$4,017.00
Exc Award (06/30/2016, 06/30/2017, 06/30/2020, 06/30/2024)																
84755	KAOHSIUNG KAO KE TA	01/25/2005	Active	44	4	0	10.00%	48		0	N		N	11/2024		\$2,044.01
Exc Award (06/30/2016, 06/30/2017, 06/30/2019, 06/30/2020, 06/30/2024)																
42102	KAOHSIUNG KUANG MING	12/29/1982	Active	51	6	0	13.33%	46		4	N	None		02/2018		\$4,051.00
Exc Award (06/30/2016, 06/30/2017, 06/30/2022)																
66494	KAOHSIUNG LI TOU	07/24/2002	Active	25	9	0	56.25%	22		3	Y			03/2018		\$17.00
Exc Award (06/30/2016, 06/30/2018, 06/30/2021, 06/30/2024)																
48681	KAOHSIUNG MING FENG	06/09/1988	Active	62	26	0	72.22%	40		1	Y		N	12/2019		\$9,038.01
Exc Award (06/30/2016, 06/30/2019, 06/30/2020, 06/30/2021, 06/30/2022)																
112037	KAOHSIUNG MING YANG	08/08/2011	Active	23	1	0	4.55%	20		4	Y			03/2018		\$1,017.00
Exc Award (06/30/2023, 06/30/2024)																
54555	KAOHSIUNG MU MEN	06/03/1993	Active	24	6	1	26.32%	23	1	0	Y			02/2024		\$23.99



## Club Health Assessment for District 300E 5 through November 2025

			Status	Membership					Reports				Finance	LCIF		
Club Number	Club Name	Charter Date	Times in Status Quo in Past 2 Years	Current Member Count **	YTD Members Added	YTD Members Dropped	YTD Net Growth% ***	Member Count 1 Year Ago	Dropped Members Avg.Length of Service	Months Since Membership Update	Current Officers Reported ****	Current President Repeated Term	VP Reported *****	Last Date Reported Service (mm/yyyy)	Account Balance	YTD Donations
54550	Exc Award (06/30/2016, 06/30/2017, 06/30/2020, 06/30/2022, 06/30/2025) KAOSIUNG NEW KAOHSIUNG	06/01/1993	Active	39	5	0	14.71%	34		1	Y		N	11/2017		\$4,038.99
147598	Exc Award (06/30/2016, 06/30/2017, 06/30/2018, 06/30/2019, 06/30/2021, 06/30/2023, 06/30/2024, 06/30/2025) Kaohsiung Pao Ann	07/15/2021	Active	24	4	1	14.29%	21	7	0	Y		N	11/2025		\$2,021.99
135996	Exc Award (06/30/2023, 06/30/2025) Kaohsiung PK Happy	07/23/2018	Active	65	0	0	0.00%	56		0	Y		N	03/2024		\$1,065.02
39742	Exc Award (06/30/2019, 06/30/2022, 06/30/2023, 06/30/2024, 06/30/2025) KAOSIUNG PO AY	04/13/1981	Active	46	14	8	15.00%	40	7	1	N			03/2024		\$17,031.01
41569	Exc Award (06/30/2016, 06/30/2018, 06/30/2019, 06/30/2020, 06/30/2021, 06/30/2022, 06/30/2024) KAOSIUNG PORT	06/25/1982	Active	49	1	1	0.00%	49	29	2	Y		N	06/2023		\$13,049.00
53112	Exc Award (06/30/2017, 06/30/2019, 06/30/2020, 06/30/2021, 06/30/2025) KAOSIUNG SHIN SHIN	05/19/1992	Active	44	22	0	100.00%	23		0	Y		N	12/2017		\$42.99
41212	Exc Award (06/30/2016, 06/30/2017, 06/30/2023, 06/30/2024) KAOSIUNG SHINN YIH	04/23/1982	Active	86	44	0	104.76%	37		0	Y		N	06/2025		\$17,041.02
152583	Exc Award (06/30/2018, 06/30/2020, 06/30/2021, 06/30/2024, 06/30/2025) Kaohsiung Spring Autumn Pavilion	09/14/2022	Active	36	12	0	50.00%	30		0	Y		N			\$1,032.98
63517	Kaohsiung Super Star	08/11/2000	Active	28	10	4	27.27%	22	5	2	Y		N	02/2018		\$1,019.99
140427	Exc Award (06/30/2018, 06/30/2021, 06/30/2023) Kaohsiung Taipei Tech	12/10/2019	Active	17	0	0	0.00%	18		5	Y					\$1,017.00
60735	Exc Award (06/30/2022) KAOSIUNG TUNG HSIN	05/08/1998	Active	45	24	0	114.29%	19		0	Y		N	07/2020		\$21.00
131146	Exc Award (06/30/2016, 06/30/2017, 06/30/2020, 06/30/2025) Kaohsiung United Charities	06/02/2017	Active	37	15	0	68.18%	25		3	N	None		11/2017		\$1,025.99
47118	Exc Award (06/30/2020, 06/30/2021) KAOSIUNG VICTORY	03/31/1987	Active	31	11	0	55.00%	26		0	Y		N	02/2018		\$1,025.99



## Club Health Assessment for District 300E 5 through November 2025

			Status				Membership				Reports				Finance		LCIF		
Club Number	Club Name	Charter Date	Times in Status Quo in Past 2 Years	Current Member Count **	YTD Members Added	YTD Members Dropped	YTD Net Growth% ***	Member Count 1 Year Ago	Dropped Members Avg.Length of Service	Months Since Membership Update	Current Officers Reported ****	Current President Repeated Term	VP Reported *****	Last Date Reported Service (mm/yyyy)	Account Balance	YTD Donations			
Exc Award (06/30/2016, 06/30/2019, 06/30/2020, 06/30/2023, 06/30/2024)																			
45015	KAOSIUNG WEN HUA	05/30/1985	Active	49	25	0	104.17%	24		2	Y		N	02/2018		\$4,029.01			
Exc Award (06/30/2016, 06/30/2020, 06/30/2023)																			
45193	KAOSIUNG WU FU	06/25/1985	Active	31	0	0	0.00%	31		5	Y		N	02/2024		\$10,031.01			
Exc Award (06/30/2017, 06/30/2019, 06/30/2020, 06/30/2021, 06/30/2024)																			
57237	KAOSIUNG YI HSIN	07/12/1995	Active	25	0	0	0.00%	25		5	Y		N	11/2022		\$2,025.01			
Exc Award (06/30/2016, 06/30/2017, 06/30/2019, 06/30/2020)																			
152849	Kaohsiung Zhen Hai	11/04/2022	Active	37	7	1	19.35%	39	1	0	N		N	11/2025		\$34.99			
Exc Award (06/30/2023, 06/30/2024)																			
Current Total Clubs Count	YTD New Clubs Count	YTD Cancelled Clubs Count	YTD Net Club Gain	Current Total Members Count	YTD Add	YTD Drop	YTD Net Growth %	Member Count 12 Months Ago	Average Member Count Per Club	% of Clubs with less than 20 members	% No Officer Report in 12 Months	% of Clubs with balance 90+ days	Number of Clubs in Status Quo	% Status Quo Clubs in Financial Suspension	Number of Cancelled Clubs	Average Cancelled Club Age	Members Lost Due to Cancellation	% of Clubs Cancelled for Non-Financial Reasons	
55	1	0	1	1,945	507	47	460	30.98%	1,660	35	13%	16%	0%	0	0%	0	0	0	

\* - P - Priority Club. Cancellation Reasons: 1-Objectives/conduct, 2-Non-active club, 5-Non-existing club, 6-Disbanding, 7-Merger, 8-Financial Suspension, 9-District/Multiple District Dues.

\*\* Red denotes below 15 active members.

\*\*\* Red denotes 20% + loss.

\*\*\*\* Y - all 3 (President, Secretary, Treasurer) club officers reported, N - not all 3 reported.

\*\*\*\*\* Abbreviation: N-New, IP-Immediate Past, R-Repeat.